

DHANALAKSHMI SRINIVASAN ENGINEERING COLLEGE  
(Approved by AICTE & Affiliated to Anna University Chennai,  
Accredited with 'A' Grade by NAAC)  
THURAIYUR ROAD, PERAMBALUR – 621 212



**INTERNAL QUALITY ASSURANCE CELL**

**ANNUAL QUALITY ASSURANCE REPORT  
2016 - 2017**

*Submitted to*

**National Assessment and Accreditation Council  
Bangalore, India**

STD - 04328  
☎ 220444, 220333



# DHANALAKSHMI SRINIVASAN ENGINEERING COLLEGE

(Approved by AICTE & Affiliated to Anna University, Chennai)  
Accredited with 'A' Grade by NAAC

**PERAMBALUR - 621 212. Tamil Nadu.**

**bsi.**

Date: 05.04.2018

To

The Director  
National Assessment and Accreditation Council (NAAC)  
P. O. Box No. 1075  
Nagarbhavi  
Bangalore – 560 072  
Karnataka  
India.

Sir,

Sub: Submission of Annual Quality Assurance Report for the year 2016-17 to NAAC – Reg.

We are pleased to inform you that we wish to submit Annual Quality Assurance Report (AQAR) for the academic year 2016-17 to National Assessment and Accreditation Council (NAAC). We kindly request you to consider our report and please do the needful.

Thanking you,

Yours Sincerely,

**PRINCIPAL**



**PRINCIPAL**  
DHANALAKSHMI SRINIVASAN ENGINEERING COLLEGE  
PERAMBALUR - 621 212.

# CONTENTS

## Part – A

1. Details of the Institution
2. IQAC Composition and Activities

## Part – B

3. Criterion – I: Curricular Aspects
4. Criterion – II: Teaching, Learning and Evaluation
5. Criterion – III: Research, Consultancy and Extension
6. Criterion – IV: Infrastructure and Learning Resources
7. Criterion – V: Student Support and Progression
8. Criterion – VI: Governance, Leadership and Management
9. Criterion – VII: Innovations and Best Practices

## The Annual Quality Assurance Report (AQAR) of the IQAC

All NAAC accredited institutions will submit an annual self-reviewed progress report to NAAC, through its IQAC. The report is to detail the tangible results achieved in key areas, specifically identified by the institutional IQAC at the beginning of the academic year. The AQAR will detail the results of the perspective plan worked out by the IQAC. (Note: The AQAR period would be the Academic Year. For example, July 1, 2012 to June 30, 2013)

### Part – A

#### I. Details of the Institution

1.1 Name of the Institution	Dhanalakshmi Srinivasan Engineering College
1.2 Address Line 1	Thuraiyur Road
Address Line 2	Perambalur
City/Town	Tiruchirappalli
State	Tamil Nadu
Pin Code	621 212
Institution e-mail address	www.dsengg.ac.in
Contact Nos.	04328-220444, 220333
Name of the Head of the Institution:	Dr.S.Durairaj
Tel. No. with STD Code:	04328-220201
Mobile:	+91 9585594580

Name of the IQAC Co-ordinator:

J. Premalatha

Mobile:

04328-220444

IQAC e-mail address:

iqacdsec@gmail.com

1.3 NAAC Track ID (For ex. MHC0GN 18879)

TNCOGN20781

1.4 NAAC Executive Committee No. & Date:

(For Example EC/32/A&A/143 dated 3-5-2004.  
This EC no. is available in the right corner- bottom  
of your institution's Accreditation Certificate)

EC(SC)/05/A&A/128 and  
March 03, 2015

1.5 Website address:

www.dsengg.ac.in

Web-link of the AQAR:

<http://www.dsengg.ac.in/dsengg-academic-cell-internalqual.php>

For ex. <http://www.ladykeanecollege.edu.in/AQAR2012-13.doc>

1.6 Accreditation Details

Sl. No.	Cycle	Grade	CGPA	Year of Accreditation	Validity Period
1	1 <sup>st</sup> Cycle	A	3.05	2015	5 Years
2	2 <sup>nd</sup> Cycle				
3	3 <sup>rd</sup> Cycle				
4	4 <sup>th</sup> Cycle				

1.7 Date of Establishment of IQAC :

DD/MM/YYYY

14.03.2014

1.8 AQAR for the year (for example 2010-11)

2016-17

1.9 Details of the previous year's AQAR submitted to NAAC after the latest Assessment and Accreditation by NAAC ((for example AQAR 2010-11 submitted to NAAC on 12-10-2011)

- i. AQAR 2015-2016 submitted to NAAC on 22.09.2016 (DD/MM/YYYY)
- ii. AQAR \_\_\_\_\_ (DD/MM/YYYY)
- iii. AQAR \_\_\_\_\_ (DD/MM/YYYY)
- iv. AQAR \_\_\_\_\_ (DD/MM/YYYY)

1.10 Institutional Status

University State  Central  Deemed  Private

Affiliated College Yes  No

Constituent College Yes  No

Autonomous college of UGC Yes  No

Regulatory Agency approved Institution Yes  No

(eg. AICTE, BCI, MCI, PCI, NCI)

Type of Institution Co-education  Men  Women

Urban  Rural  Tribal

Financial Status Grant-in-aid  UGC 2(f)  UGC 12B

Grant-in-aid + Self Financing  Totally Self-financing

1.11 Type of Faculty/Programme

Arts  Science  Commerce  Law  PEI (Phys Edu)

TEI (Edu)  Engineering  Health Science  Management

Others (Specify)

.

1.12 Name of the Affiliating University (for the Colleges)

Anna University, Chennai

1.13 Special status conferred by Central/ State Government-- UGC/CSIR/DST/DBT/ICMR etc

Autonomy by State/Central Govt. / University	NO		
University with Potential for Excellence	NO	UGC-CPE	NO
DST Star Scheme	NO	UGC-CE	NO
UGC-Special Assistance Programme	NO	DST-FIST	NO
UGC-Innovative PG programmes	NO	Any other ( <i>Specify</i> )	Received 2(f) & 12(B) Status from UGC
UGC-COP Programmes	NO		

## **2. IQAC Composition and Activities**

2.1 No. of Teachers	6
2.2 No. of Administrative/Technical staff	3
2.3 No. of students	2
2.4 No. of Management representatives	1
2.5 No. of Alumni	2
2.6 No. of any other stakeholder and community representatives	1
2.7 No. of Employers/ Industrialists	2
2.8 No. of other External Experts	1
2.9 Total No. of members	18
2.10 No. of IQAC meetings held	10

2.11 No. of meetings with various stakeholders: No.  Faculty   
 Non-Teaching Staff  Students  Alumni  Others

2.12 Has IQAC received any funding from UGC during the year? Yes  No   
 If yes, mention the amount

2.13 Seminars and Conferences (only quality related)

(i) No. of Seminars/Conferences/ Workshops/Symposia organized by the IQAC

Total Nos.  International  National  State  Institution Level

(ii) Themes

2.14 Significant Activities and contributions made by IQAC

- IQAC Strive hard to achieve the highest values of quality in continuous education, teaching-learning process, research and lifelong learning.
- IQAC will coordinate with a group of vibrant, energetic and talented faculty as committee members from various departments, who progressively gather the qualitative and quantitative data from various departments.
- IQAC does the analysis of Continuous Internal Assessment(CIA) and gives suggestions to the management thereby improving the overall quality of the institution.

2.15 Plan of Action by IQAC/Outcome

The plan of action chalked out by the IQAC in the beginning of the year towards quality enhancement and the outcome achieved by the end of the year \*

Plan of Action	Achievements
Educate the importance of higher studies and research by the conduct of motivational lectures to the teaching faculty	Comparatively more number of teaching faculty got enrolled as research scholars in various universities

\*Attach the Academic Calendar of the year as Annexure

2.16 Whether the AQAR was placed in statutory body Yes  No   
 Management  Syndicate  Any other body

Provide the details of the action taken



## Part – B

### Criterion – I

#### I.

### Curricular Aspects

#### 1.1 Details about Academic Programmes

Level of the Programme	Number of existing Programmes	Number of programmes added during the year	Number of self-financing programmes	Number of value added / Career Oriented programmes
PhD	-	-	-	-
PG	8	-	8	-
UG	7	-	7	-
PG Diploma	-	-	-	-
Advanced Diploma	-	-	-	-
Diploma	-	-	-	-
Certificate	-	-	-	-
Others	-	-	-	-
<b>Total</b>	15		15	
Interdisciplinary		1		
Innovative		1		

#### 1.2 (i) Flexibility of the Curriculum: ~~CBCS~~/Core/Elective option / ~~Open options~~

#### (ii) Pattern of programmes:

Pattern	Number of programmes
Semester	15
Trimester	
Annual	

1.3 Feedback from stakeholders\* Alumni  Parents  Employers  Students   
(On all aspects)

Mode of feedback : Online  Manual  Co-operating schools (for PEI)

*\*Please provide an analysis of the feedback in the Annexure*

#### 1.4 Whether there is any revision/update of regulation or syllabi, if yes, mention their salient aspects.

No, Our Institution adheres to curriculum and syllabi prescribed by Anna University, Chennai. However we collect the feedback on Curriculum from the stake holders and sent the letter to the affiliating University.

#### 1.5 Any new Department/Centre introduced during the year. If yes, give details.

No

## Criterion – II

### 2. Teaching, Learning and Evaluation

2.1 Total No. of permanent faculty

Total	Asst. Professors	Associate Professors	Professors	Others
331	226	67	32	6

2.2 No. of permanent faculty with Ph.D.

32

2.3 No. of Faculty Positions Recruited (R) and Vacant (V) during the year

Asst. Professors		Associate Professors		Professors		Others		Total	
R	V	R	V	R	V	R	V	R	V
15	15	2	2	0	0	0	0	17	17

2.4 No. of Guest and Visiting faculty and Temporary faculty

18

02

-

2.5 Faculty participation in conferences and symposia:

No. of Faculty	International level	National level	State level
Attended Seminars/ Workshops	10	24	5
Presented papers	25	7	3
Resource Persons	0	2	3

2.6 Innovative processes adopted by the institution in Teaching and Learning:

The institution adopts the Peer teaching and collaborative learning process in teaching-learning helps the students to improve their academic performance. Fast learners are selected as a team leader and facilitators of team comprising of slow learners. This process helps to Assisting weak students by conducting coaching classes after college hours and helping them to improve their performance. The faculties are asked to prepare the course plan and learning materials which really helps the slow learners to improve their performance in university examination

2.7 Total No. of actual teaching days during this academic year

186

2.8 Examination/ Evaluation Reforms initiated by the Institution (for example: Open Book Examination, Bar Coding, Double Valuation, Photocopy, Online Multiple Choice Questions)

The institution follows systematic procedures before the submission of question papers to the Exam cell. The Institution follows the semester system, with provisions for Continuous Internal Assessment (CIA) for 20 % of total marks in each course. For University regulation 2013, the CIA component included three tests namely IAT1 IAT2 and Model examination. For IAT 1 we took Assessment mark weightage as 50, Assignment as 15, slip tests average as 25 and attendance as 10 and the same procedure is followed for IAT 2 and Model Exam also. There is a provision for revaluation of CIA based on valid reason if any.

2.9 No. of faculty members involved in curriculum restructuring/revision/syllabus development as member of Board of Study/Faculty/Curriculum Development workshop

5

2.10 Average percentage of attendance of students

75

2.11 Course/Programme wise distribution of pass percentage:

Title of the Programme	Total no. of students appeared	Division				
		Distinction %	I %	II %	III %	Pass %
B.E Aeronautical Engineering	22	0	5	11	0	72.72
B.E Bio-Medical Engineering	112	3	39	50	0	82.14
B.E Civil Engineering	125	1	30	62	0	74.4
B.E Computer Science And Engineering	59	1	15	25	0	69.49
B.E Electronics And Communication Engineering	147	3	35	73	0	75.51
B.E Electrical And Electronics Engineering	75	1	9	28	0	50.66
B.E Mechanical Engineering	209	2	70	63	0	64.59
B.Tech Information Technology	34	0	13	7	0	58.82
M.E Computer Science And Engineering	5	2	3	0	0	100
M.E. -Power Electronics And Drives	1	0	1	0	0	100
M.E – Embedded System Technologies	5	4	1	0	0	100
M.E –Communication Systems	8	3	5	0	0	100
M.E (Computer Science And Engineering) -Networks	1	0	1	0	0	100
M.E CAD/ CAM	0	0	0	0	0	0
Master Of Business Administration	56	4	40	12	0	100
Master Of Computer Applications	61	2	41	11	0	88.52

2.12 How does IQAC Contribute/Monitor/Evaluate the Teaching & Learning processes:

IQAC conducts academic audit and give suggestions for the improvement of students based on their needs. Innovations in teaching methodologies like ICT classes, and coaching classes are provided to the slow learners. The IQAC collects the feedback from various stakeholders and these feedbacks are analyzed to provide suggestions to improve the teaching-learning process

2.13 Initiatives undertaken towards faculty development

<i>Faculty / Staff Development Programmes</i>	<i>Number of faculty benefitted</i>
Refresher courses	14
UGC – Faculty Improvement Programme	0
HRD programmes	42
Orientation programmes	15
Faculty exchange programme	2
Staff training conducted by the university	2
Staff training conducted by other institutions	13
Summer / Winter schools, Workshops, etc.	15
Others	4

2.14 Details of Administrative and Technical staff

Category	Number of Permanent Employees	Number of Vacant Positions	Number of permanent positions filled during the Year	Number of positions filled temporarily
Administrative Staff	14	0	2	0
Technical Staff	46	0	0	0

## Criterion – III

### 3. Research, Consultancy and Extension

#### 3.1 Initiatives of the IQAC in Sensitizing/Promoting Research Climate in the institution

Internal Quality Assurance Cell (IQAC) promotes a Research culture. Facilitation and promotion of the development of strategic direction of research within the Faculty, improvements in the quality and impact of that research, and the growth of local, national and international research collaborations. IQAC also Recommend the institution to provide seed money for faculty to do active research.

#### 3.2 Details regarding major projects

	Completed	Ongoing	Sanctioned	Submitted
Number	1	1	0	1
Outlay in Rs. Lakhs	0	0	0	0

#### 3.3 Details regarding minor projects

	Completed	Ongoing	Sanctioned	Submitted
Number	2	5	0	1
Outlay in Rs. Lakhs	.4	1.35	0	0

#### 3.4 Details on research publications

	International	National	Others
Peer Review Journals	7	2	0
Non-Peer Review Journals	9	1	0
e-Journals	0	0	0
Conference proceedings	0	7	0

#### 3.5 Details on Impact factor of publications:

Range  Average  h-index  Nos. in SCOPUS

#### 3.6 Research funds sanctioned and received from various funding agencies, industry and other organisations

Nature of the Project	Duration Year	Name of the funding Agency	Total grant sanctioned	Received
Major projects	1	DSMCH	60000	60000
Minor Projects	1.4	DSMCH & ABI Medicals	45000	45000
Interdisciplinary Projects	Nil	Nil	Nil	Nil
Industry sponsored	Nil	Nil	Nil	Nil
Projects sponsored by the University/ College	0.4	DSCET	40000	40000
Students research projects <i>(other than compulsory by the University)</i>	0.4	DSCET	20000	20000
Any other(Specify)	0	0	0	0
Total	3.2	4	165000	165000

3.7 No. of books published i) With ISBN No.  Chapters in Edited Books

ii) Without ISBN No.

3.8 No. of University Departments receiving funds from

UGC-SAP  CAS  DST-FIST   
DPE  DBT Scheme/funds

3.9 For colleges  
Autonomy  CPE  DBT Star Scheme   
INSPIRE  CE  Any Other (specify)

3.10 Revenue generated through consultancy

3.11 No. of conferences organized by the Institution

Level	International	National	State	University	College
Number	0	1	0	0	0
Sponsoring agencies	Nil	DSEC	Nil	Nil	Nil

3.12 No. of faculty served as experts, chairpersons or resource persons

3.13 No. of collaborations International  National  Any other

3.14 No. of linkages created during this year

3.15 Total budget for research for current year in lakhs :

From Funding agency  From Management of University/College

Total

3.16 No. of patents received this year

Type of Patent	Number	
National	Applied	0
	Granted	0
International	Applied	0
	Granted	0
Commercialised	Applied	0
	Granted	0

3.17 No. of research awards/ recognitions received by faculty and research fellows Of the institute in the year

Total	International	National	State	University	Dist	College
2	0	0	0	0	0	2

3.18 No. of faculty from the Institution who are Ph. D. Guides and students registered under them

4

14

3.19 No. of Ph.D. awarded by faculty from the Institution

2

3.20 No. of Research scholars receiving the Fellowships (Newly enrolled + existing ones)

JRF Nil SRF Nil Project Fellows Nil Any other Nil

3.21 No. of students Participated in NSS events:

University level 200 State level 0  
National level 0 International level 0

3.22 No. of students participated in NCC events:

University level 0 State level 0  
National level 0 International level 0

3.23 No. of Awards won in NSS:

University level 0 State level 0  
National level 0 International level 0

3.24 No. of Awards won in NCC:

University level 0 State level 0  
National level 0 International level 0

3.25 No. of Extension activities organized

University forum 0 College forum 0  
NCC 0 NSS 6 Any other 1

3.26 Major Activities during the year in the sphere of extension activities and Institutional Social Responsibility

- Blood Donation Camp
- International Peace Day
- Blood Donor Registration Camp
- AIDS Awareness programme
- Cancer Awareness Programme
- Tree plantation Programme
- Bio-Med Camp

## Criterion – IV

### 4. Infrastructure and Learning Resources

#### 4.1 Details of increase in infrastructure facilities:

Facilities	Existing	Newly created	Source of Fund	Total
Campus area	1011713.25m <sup>2</sup>	0	0	1011713.25
Class rooms	90	0	0	90
Laboratories	26	0	0	26
Seminar Halls	2	0	0	2
No. of important equipments purchased ( $\geq$ 1-0 lakh) during the current year.	7	0	0	7
Value of the equipment purchased during the year (Rs. in Lakhs)	0	16	Dhanalakshmi Srinivasan Engineering College	16
Others	-	-		

#### 4.2 Computerization of administration and library

1. Library materials and services are automated with commercial software package called NIRMALS. All the transactions are fully computerized. The bar-coded ID and the scanner are used for charging and discharging the books.
2. The institution has a large and constantly growing collection of online resources such as NPTEL, e-journals, e-books, and so on. These resources are accessible anywhere within the campus at any time.
3. Use of OPAC software in library.
4. Use of computers and data storage in all administration & library sections.
5. Use of presenta system for student attendance and assessment marks entry.
6. Use of Tally software for account maintenance.
7. Administrative Section is equipped with Computers and internet facility with Wi-Fi connection.

#### 4.3 Library services:

	Existing		Newly added		Total	
	No.	Value	No.	Value	No.	Value
Text Books	36762	4021746	1072	410484	37834	4432230
Reference Books	3102	1146394	208	56950	3310	1203344
e-Books	603	Free	-	-	-	-
Journals	396	674860	-	-	-	-
e-Journals	7740	342500	-	-	-	-
Digital Database	2	74000	-	-	-	-
CD & Video	2829	282900	609	-	3438	-
Others (specify)	6	35000	-	-	-	-



#### 4.4 Technology up gradation (overall)

	Total Computers	Computer Labs	Internet	Browsing Centres	Computer Centres	Office	Departments	Others
Existing	635	9	128	1	0	1	11	0
Added	40	2	320	1	0	0	0	0
Total	675	11	448	2	0	1	11	0

#### 4.5 Computer, Internet access, training to teachers and students and any other programme for technology upgradation (Networking, e-Governance etc.)

- **Wi-Fi** facility is provided in all our campus for easy access of Internet to staff and students.
- Computer labs with adequate number of desktop systems, networked with high speed fast Ethernet and wireless LAN
- Every department has been provided with computers, LCD and internet system. Expansion of E-technology has enhanced the use of computers in curriculum development, teaching-learning, evaluation and research.
- Students are encouraged to make use of computers for Power Point Presentations of their seminars and projects.

#### 4.6 Amount spent on maintenance in lakhs :

i) ICT	1 Lakh
ii) Campus Infrastructure and facilities	5 Lakhs
iii) Equipments	8 Lakhs
iv) Others	2 Lakhs
<b>Total :</b>	16 lakhs

## Criterion – V

### 5. Student Support and Progression

#### 5.1 Contribution of IQAC in enhancing awareness about Student Support Services

- The IQAC provides counselling in a systematic student-centric process, based on student-advisor relationship intended to aid students in achieving educational career and personal goals.
- Fee waiver scheme has been provided to economically weaker students, sports persons, best cultural performers and achievers in research.
- The Institute provides financial aid for deserving students on merit basis in the form of tuition fee waivers.
- For the benefit of SC/ST and economically weaker students, the institute has generated a book-bank in the library.
- The class toppers and students with 100% attendance are appreciated through a prize distribution mode in each and every semester.

#### 5.2 Efforts made by the institution for tracking the progression

- A mentor/special counsellor is allocated for a batch of 20 students in each programme to conduct counselling sessions in regular academic activities thereby monitor and counsel the students' progress in academic as well as extra curricular activities.
- Remedial classes are arranged for helping the slow learners to cope up with fellow students.
- Economically weaker students are supported by providing scholarships based on annual income by the government and also the management provide fees concessions

#### 5.3 (a) Total Number of students

UG	PG	Ph. D.	Others
2672	273		

#### (b) No. of students outside the state

279

#### (c) No. of international students

2

Men	No	%	Women	No	%
	1815	61.6		1130	38.3

Last Year						This Year					
General	SC	ST	OBC	Physically Challenged	Total	General	SC	ST	OBC	Physically Challenged	Total
399	606	23	2346	1	3315	969	621	12	1342	1	2945

Demand ratio 27.8

Dropout % 1.4

5.4 Details of student support mechanism for coaching for competitive examinations (If any)

- |  |
|--|
| <ol style="list-style-type: none"> <li>1. Technical aptitude test</li> <li>2. Technical Seminar</li> <li>3. Aptitude classes for placement</li> <li>4. Conferences</li> <li>5. Career Development program</li> </ol> |
|--|

No. of students beneficiaries

661

5.5 No. of students qualified in these examinations

NET	Nil	SET/SLET	Nil	GATE	Nil	CAT	Nil
IAS/IPS etc	Nil	State PSC	Nil	UPSC	Nil	Others	20

5.6 Details of student counselling and career guidance

Counseling support services contribute to enable students to overcome their inhibitions, mindset and societal and linguistic barriers.

**Academic counseling** is provided by faculty advisor/mentor scheme where set of students are assigned to each faculty member. An academic advisor is responsible for providing educational guidance and assistance for students by determining appropriate educational solutions. They also follow through and track the advancement of students. Students are regularly counseled by the mentor concerned. Also counseling record is maintained by faculty where all details of the students of his/her group are recorded.

**Personal counseling** by a counselor help students to familiarize them with social etiquette, peer group interaction, attitudinal changes which can help them to overcome emotional problems besides reducing dropout rates.

No. of students benefitted

1967

5.7 Details of campus placement

<i>On campus</i>			<i>Off Campus</i>
Number of Organizations Visited	Number of Students Participated	Number of Students Placed	Number of Students Placed
38	650	432	11

## 5.8 Details of gender sensitization programmes

The institution has a women cell, which conduct special counselling to the women students and every year women's day is celebrated wherein a special lecture on "The literacy and educational programme for women's empowerment" took place.

## 5.9 Students Activities

### 5.9.1 No. of students participated in Sports, Games and other events

State/ University level  National level  International level

No. of students participated in cultural events

State/ University level  National level  International level

### 5.9.2 No. of medals /awards won by students in Sports, Games and other events

Sports: State/ University level  National level  International level

Cultural: State/ University level  National level  International level

## 5.10 Scholarships and Financial Support

	Number of students	Amount(Rs.)
Financial support from institution	746	12190535
Financial support from government	633	376156150
Financial support from other sources	24	24650310
Number of students who received International/ National recognitions		

### 5.11 Student organised / initiatives

Fairs : State/ University level  National level  International level

Exhibition: State/ University level  National level  International level

5.12 No. of social initiatives undertaken by the students

5.13 Major grievances of students (if any) redressed: No

## Criterion – VI

### 6. Governance, Leadership and Management

#### 6.1 State the Vision and Mission of the institution

##### **VISION**

To be a World class nodal centre committed to enhance advanced Learning, research and training to serve the nation, meeting the national /international standards.

##### **MISSION**

To be a premier Engineering College, much sought after by the industries and society by offering professional education and training blended with ethical values to convert student resources into strong assets of our nation.

#### 6.2 Does the Institution has a management Information System

Yes, The Institution has the management information system which includes all aspects of the academic and administrative functioning. Some of the facilities are listed below.

- Accounts and Financial works
- Library Information System
- Reformation System
- Evaluation and Examination procedures
- SMS Facilities
- Daily Absent Report (student)
- Student Database
- E – Learning Module

#### 6.3 Quality improvement strategies adopted by the institution for each of the following:

##### 6.3.1 Curriculum Development

- The Institution curriculum and syllabi are designed by the Anna University. Based on the curriculum, The Department framing the own Programme Educational Objectives (PEO's). Various steps are taken to achieve these objectives by constant monitoring of students right from first year till their completion of the courses.
- The Institution invites the eminent person from various fields to cultivate student knowledge related to their specialization.
- The Institution collects the feedback from the Stakeholders like students, parents, industry and alumnae for the overall effective improvement.

### 6.3.2 Teaching and Learning

- The Institution follows Outcome Based Education (OBE). OBE deploy the set of activities engaging with students to enable them to acquire the knowledge, skills and attitudes.
- Student-Centred and practical oriented lectures, tutorials, collaborative learning, independent learning, peer teaching approaches with integration of appropriate teaching aids, and teaching materials are the educational strategies selected to support the learning outcomes.
- Bright and weak students are catered by appropriate support in difficult areas of learning, encouraging students to sharpen their listening and writing skills and improving communication skills. The processes for encouraging bright students and assisting weak students are implemented in a formal way, incorporating the schedule into the regular timetable.
- Solitary attention, counseling and conducting remedial classes after college hours for the slow learners helps them to improve their performance.
- Seminars and Conferences are organized by all the departments throughout the year to keep the students and faculty posted of the latest innovations in their field. In addition to this, experts from outside visit the campus to deliver guest lectures on budding topics.
- The Teaching – Learning process is strengthened through lectures, seminars, field / industry visits, laboratory experiments, project work and guest lectures. In this process, audio – visual equipments, LCDs, smart class rooms, language labs, e-resources, e-methods and latest pedagogy are employed to greatly improve the teaching.

### 6.3.3 Examination and Evaluation

The Institution follows the affiliating university system of examination pattern which said that the Continuous Internal Assessment (CIA) test (3 tests) for 20 % of total marks in each course and attendance are the consideration of awarding the marks for the internals. The students felt any grievances in valuation and they have opportunity for retotalling/revaluating and photocopy of valued answer scripts. Thus, there is an absolute transparency, which significantly adds to the truthfulness of the examination system. The bridge courses, remedial teaching, counselling, etc., for weak students and advanced coaching especially involving e-based methods is provided to students who has an urge towards it.

#### 6.3.4 Research and Development

- The Institution has three research centres from Mechanical, ECE and CSE which are recognized by ANNA University, as research courses.
- The Institution motivate the faculty to register for Ph.D by providing certain percentage of money to do active research work.
- The Institution encourage the faculty and students to participate in Symposia, Seminars, Conferences, Workshops and FDPs in more number thus improving the number of research Scholars.
- The Institution Develop strategies to foster research collaborations within the Faculty, across Faculty and Institutes, industries, with parties abroad and also arrange faculty incentive provisions with respect to article publications in peer-reviewed journals

#### 6.3.5 Library, ICT and physical infrastructure / instrumentation

- A central library and every department have a departmental library, all of which are well stacked with books and journals on state of the art technologies and new frontiers of research. Books are regularly procured for the libraries and e-journals are subscribed regularly.
- Library materials and services are automated with commercial software package called NIRMALS. All the transactions are computerized. The bar-coded ID and the scanner are used for charging and discharging the books.
- Inter-Library Loan (IIL) Services are provided through DELNET-Developing Library Network.
- The library has a large and constantly growing collection of online resources such as NPTEL, e-journals, e-books, and so on. These e-resources are accessible anywhere in the campus at any time. We are using campus wide unlimited access.
- The digital library has more than 3400 CDs/DVDs/VCDs/Floppies and 15 Multimedia systems provided with internet connections. Internet connection is available to the students and faculty for enhancing the classroom study and also for accessing digital collections, such as e-books, e-journals etc.
- Digital library has a digital storage server containing video lectures of eminent professors on important subjects available on the server. These resources have been created out of NPTEL Programmes.

### 6.3.6 Human Resource Management

- Human Resource and Development Cell are engaged to promote institute industry interface through the following activities like Campus recruitment drive, Organizing summer internships (In-plant training), Alumni meet, Guest lecture, Industrial visits, Consultancy projects
- The HRDC has training faculty to conduct career guidance and personality development programmes seem to be a way to student's career by ensuring their job in reputed companies. HRD cell invites different companies for campus recruitment of students. They continuously focused on the growth of the students.

### 6.3.7 Faculty and Staff recruitment

The institute has the right recruitment policy for both teaching and non-teaching faculty.

- Well before the beginning of the semester each department forwards its requirement to the Principal.
- Advertisement is given in national and regional newspapers.
- The applications received are scrutinized and eligible candidates are called for interview. A committee comprising of the concerned principal, senior academic and administrative experts are formed which conducts the interview.
- The same procedure is also followed in the case of non-teaching staff.

### 6.3.8 Industry Interaction / Collaboration

Industry Interaction leads to strengthen competitiveness, promote innovation and new technology development and ensure quality and quantity of Human Resource base. There are several initiatives are successfully carried out. Some of the initiatives are Industry supported Laboratories, Memorandum of Understanding (MOUs), Product Development Centre, which are really prepare the students to have a smooth transition from academic to working career. It helps them to update the latest happenings in an industrial area. every year Industrial visits are arranged for the students to build a strong practical knowledge to provide solution for real time problems.



• **List of Industries visited during the year:**

<b>Title of the Programme</b>	<b>Industry Name</b>
B.E Bio-Medical Engineering	Columbia Hospital and Keltron, Kerala
B.E Civil Engineering	Thumboormuzhi Suspension Bridge, Athirappilly, Mattupetty Dam, Kerala
B.E Computer Science And Engineering	ISRO, Thiruvananthapuram, Kerala
B.E Electronics And Communication Engineering	CHIPS Software System, Ernakulum, Kerala Techno valley software India Pvt ltd, Kerala
B.E Electrical And Electronics Engineering	V-Guard Stabilizers, Kochin
B.E Mechanical Engineering	ANNA Aluminium Company, Ernakulum, Kerala
B.Tech Information Technology	ISRO, Thiruvananthapuram, Kerala
Master Of Business Administration	J.V.S Electronics, Bangalore
Master Of Computer Applications	CHIPS Software System, Ernakulum, Kerala

6.3.9 Admission of Students

- The admissions of the students are strictly followed as per rules and regulation based on the Government of Tamil Nadu and Anna university.
- To ensure publicity and transparency in the admission process, a separate Admissions Department exists, and they advertise in local and National dailies, and in our Website

6.4 Welfare schemes for

Teaching & Non Teaching	<ul style="list-style-type: none"> <li>• Medical Reimbursement in case of major accidents.</li> <li>• Educational loan for higher studies.</li> <li>• Free admission for children of employee and concession of fees for them.</li> <li>• The management grants Maternity, Medical and Marriage leave.</li> <li>• On-Duty facility is extended wherever applicable.</li> <li>• Provide seed money for doing research.</li> <li>• Free Medical Aid through Dhanalakshmi Srinivasan Medical College and Hospital.</li> </ul>
Students	<ul style="list-style-type: none"> <li>• Fee waiver scheme has been provided to economically weaker students, sports persons, best cultural performers and achievers in research.</li> <li>• The Management offerings no fees for the students who are all cleared DMAT exam conducted by our management</li> <li>• A health centre is available on the campus which consists of part-time Medical Officer, full-time Staff-Nurse, Life-saving medicines, Ambulance and cars for the emergency, First-aid boxes at key locations.</li> <li>• Battery operated cars to help mobility of physically disabled.</li> </ul>

6.5 Total corpus fund generated

6.6 Whether annual financial audit has been done Yes  No

6.7 Whether Academic and Administrative Audit (AAA) has been done?

Audit Type	External		Internal	
	Yes/No	Agency	Yes/No	Authority
Academic	Yes	ISO	Yes	Principal
Administrative	Yes	Dhanalakshmi Srinivasan Charitable and Educational Trust	Yes	CAO

6.8 Does the University/ Autonomous College declare results within 30 days?

For UG Programmes Yes  No  For PG Programme Yes  No

6.9 What efforts are made by the University/ Autonomous College for Examination Reforms?

The Continuous Internal Assessment marks are uploaded in the university web portal with in stipulated time interval. The affiliating University depicted the external examiners from various colleges to conduct the laboratory examination. Similarly Anna University Representative (AUR) is appointed for conducting the theory examination and half of the invigilators have to be appointed from the nearby colleges. The answer scripts are valuated through inter-zone central valuation by the Anna University, Chennai. The students have Provision for recounting, re-evaluation and photo copy of answer sheets on the request of the student.

6.10 What efforts are made by the University to promote autonomy in the affiliated/constituent colleges?

Not Applicable.

6.11 Activities and support from the Alumni Association

The Institution has a registered Alumni Association. Alumni act as mentor, role model and develop lifelong relationship. The Alumni extend their view and idea towards fulfilling the requirement of the industry. The Institution periodically conducts the alumni meetings, inviting to give guest lectures, placement awareness and also seeks their suggestions for quality improvements.

#### 6.12 Activities and support from the Parent – Teacher Association

The institution arranges parents –teacher meetings twice in a year for the enhancement of the institution. There is usual contact among counselors and parents which helps to provide timely support and encouragement to students in times of need. Parents are periodically interact with faculty member who tells the academic performance of their wards and give valuable inputs to improve the overall performance.

#### 6.13 Development programmes for support staff

- The Computer Science Department of the College organizes Computer Awareness and Computer Literacy Programme for supporting staff members
- The Electrical and Electronics engineering department demonstrates how to handling the fire extinguishers for supporting staff members
- Supporting Faculty are encourage to continue their higher studies

#### 6.14 Initiatives taken by the institution to make the campus eco-friendly

- The Institution is highly focused on eco-friendly and energy conservative. Every year auditing will take place to monitor the campus facilities and environment consciousness like analyzing carbon sequestering, green-treating the waste water, planting green trees and maintaining green environment. The auditing can done by the environmental perception club.
- The Institution spends an ample amount for conservation of meadows and for planting of trees in the campus

## Criterion – VII

### 7. Innovations and Best Practices

7.1 Innovations introduced during this academic year which have created a positive impact on the functioning of the institution. Give details.

The Institution is more vibrant and dynamic in the fields of engineering, technology and management with professionalism and global outlook ensuring continual improvement. The Institution innovates a lot of new skills during the academic year some of them which will be listed below.

**Peer teaching method:**

Peer learning should be mutually beneficial and involve the sharing of knowledge, ideas and experience between the students. It ensures positive impact on classroom, thereby improving the students' academic performance and companionship and also encourages students to come up with their own ideas and then improve upon them through discussions with their students.

**Value added courses:**

The Institution collects the suggestions from various stakeholders based on that they will design the course to make students better prepared to meet industry demands as well as to develop their own interests and aptitudes. These courses are conducted after the regular college hours or during semester breaks. Few of the courses are conducted during the academic year they are Networking, Software Testing, MATLAB, Keil, Soft Skills Training and Development.

7.2 Provide the Action Taken Report (ATR) based on the plan of action decided upon at the beginning of the year

- Students are instructed to design the project that meets the specified needs with appropriate consideration for the public health and safety, and the cultural, societal and environmental considerations.
- Students are motivated to improve the team work, attitude, leadership and societal awareness qualities.

7.3 Give two Best Practices of the institution (*please see the format in the NAAC Self-study Manuals*)

**1. Title of the Practice**

Self learning

**2. Goal:**

- To develop and enhance various levels of thinking abilities.
- Gives a great opportunity to develop a good work ethic.
- To build a sense of responsibility and start accepting responsibility.
- To strengthen and develop the reading practice of the students.

**3. The Context**

Self-learning helps students to develop the confidence they need to tackle challenging problems and obstacles in the future. The institution helps the students develop the skills and mindset for self-learning by encouraging them to actively utilizing the library and library also working in weekends and also extend the working hours in working days for supporting the students to improve their learning skills.

**4. The Practice**

The Institution insists the library hours are incorporated in the timetable of each class thereby educating the importance of the learning. The students can utilize the facilities which are available in our library such as Magazines, Journal, articles NPTEL and Educational Videos etc.

**Table: Utilization of materials on self learning**

Materials for self learning	Available/ Organized	Utilization
Books, articles and Materials for competitive exams	Library	Daily
Magazines	Library	Daily
Journals and Review articles	Library	Daily
Project report	Library	Daily
NPTEL and Animation videos	Library	Daily

**5. Evidence of Success**

The self learning attitude gives more confidence to the students especially from the rural region. They considerably improve the learning skills by utilizing the facilities. The results of above said practice improves the students to gain the knowledge and to place them in a successful career.

**6. Resources required**

- Build consistent, comprehensive and improved pedagogical approaches to develop the broad level of thinking.
- To strengthen learning communities within and beyond the Institution.

**7. Contact Details**

Name of the Principal : Dr.S.Durairaj  
 Name of the Institution : Dhanalakshmi Srinivasan Engineering College  
 City : Perambalur  
 Pin Code : 621 212  
 Accredited Status : NAAC 'A' Grade  
 Work Phone : 04328 – 220201-220333  
 Fax : 04328 - 220075  
 Website : www.dsengg.ac.in  
 E-mail : principaldsec@dsgroupmail.com  
 Mobile : +91 9443457824

## **2. Title of the Practice**

Environment perception club

### **2. Goal:**

- Helps to preserves the environment and natural resources.
- To maintain the campus highly eco-friendly and energy conservative.
- To promote environmental and pollution control awareness through extension activities conducted in rural areas.

### **3. The Context**

The Institution gives more significance to keep the campus healthy, environment-friendly and energy efficient. Environment perception club and NSS are actively involving the students together to plant the various trees in and around the campus and creating societal awareness to the students as well as society. The Sprawling lawns, avenue trees, and various species of plants function as carbon sinks and provide a gleaming green cover to the institution

### **4. The Practice**

The Institution spends an ample amount for conservation of meadows and for planting of trees in the campus. Environment perception club regularly audit the campus facilities and environment consciousness like analyzing carbon sequestering, green-treating the waste water, planting green trees and maintaining green environment

### **5. Evidence of Success**

- Many saplings are planted in the campus periodically and proliferation of green environment. is encouraged by our Institution. The planted trees are used to shelter many birds.
- NSS camps organize tree plantation in and around campus during annual 'Vanamahotsav Day'.

### **6. Resources required**

The more number of coordinators are involved and look forward to improve the eco-friendly institution in all aspects.

### **7. Contact Details**

Name of the Principal	: Dr.S.Duraiaraj
Name of the Institution	: Dhanalakshmi Srinivasan Engineering
College	
City	: Perambalur
Pin Code	: 621 212
Accredited Status	: NAAC 'A' Grade
Work Phone	: 04328 – 220201-220333
Fax	: 04328 - 220075
Website	: www.dsengg.ac.in
E-mail	: principaldsec@dsgroupmail.com
Mobile	: +91 9443457824

#### 7.4 Contribution to environmental awareness / protection

- The Institution instruct the faculty and students to switch off the fans and lights when haven't needed thereby create the awareness of energy conservation.
- The classrooms and laboratories are encircled by transparent glass windows which help to inhale the natural air and light.
- The recycled wastewater is used for lawn and saplings in the garden.
- The rainwater is stored in the wells and ponds constructed inside the campus and they are used for daily routines.
- Plantation of trees at regular intervals for conservation process

7.5 Whether environmental audit was conducted? Yes  No

#### 7.6 Any other relevant information the institution wishes to add. (for example SWOT Analysis)

##### **Strength**

- Dynamic, energetic and helpful management.
- Dedicated and vibrant Faculties use different teaching methodologies.

##### **Weakness**

- Since it is an upcoming institution the input of students is below average which is difficult to make them fit for the demanding career.

##### **Opportunities**

- More number of value added courses are organized to inhale the industrial needs.
- Students are provided to attend National and International seminar and conferences.

##### **Threats**

- Being a self-financing institution, very hard to receive the funds from funding agencies like DST, AICTE, UGC etc.,
- Need to fulfil the potential of core companies.

**8. Plans of institution for next year**

- The students are advised to register in the professional societies like ISTE, IEEE etc.,
- Need to generate and avail more funds for doing research activities
- Provide societal and industrial awareness for the students from various stakeholders

Name J. PREMALATHA



Signature of the Coordinator, IQAC

Name Dr. S. DURGAJ



Signature of the Chairperson, IQAC

**J. PREMALATHA PRABHAKAR, MCA, M.Phil, M.Tech., (Ph.D),**  
**Dean (Academic),**  
**Dhanalakshmi Srinivasan Engineering College,**  
**Perambalur - 621 212.**

\*\*\*

**PRINCIPAL**  
**DHANALAKSHMI SRINIVASAN ENGINEERING COLLEGE**  
**PERAMBALUR - 621 212.**

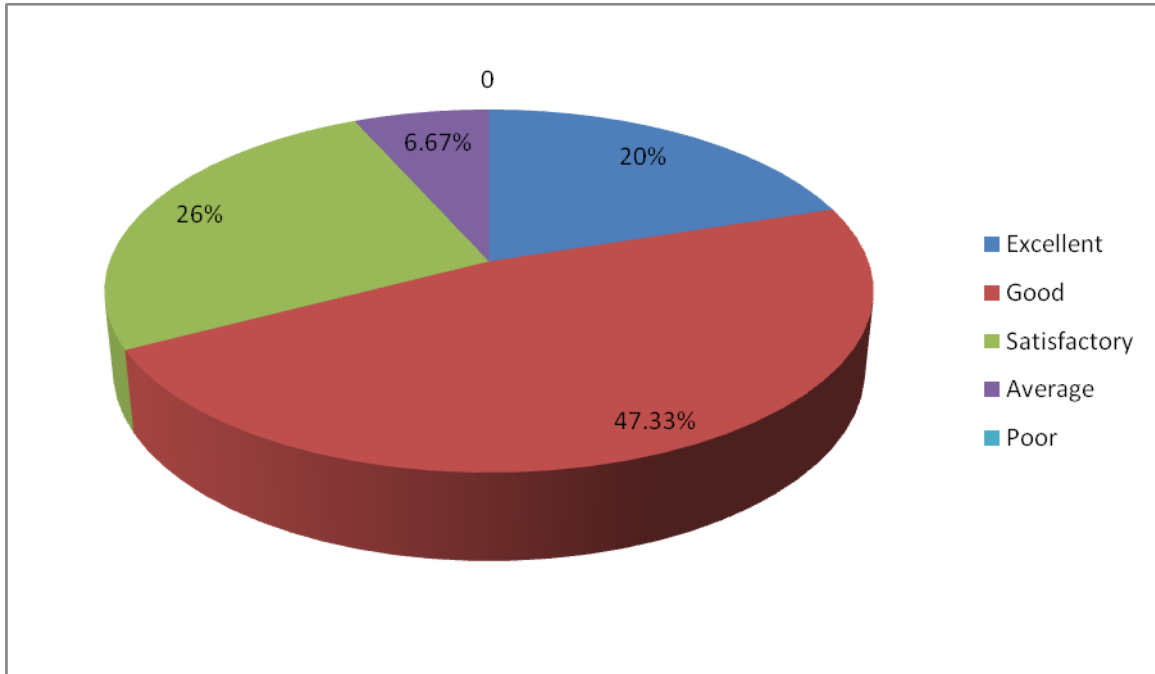




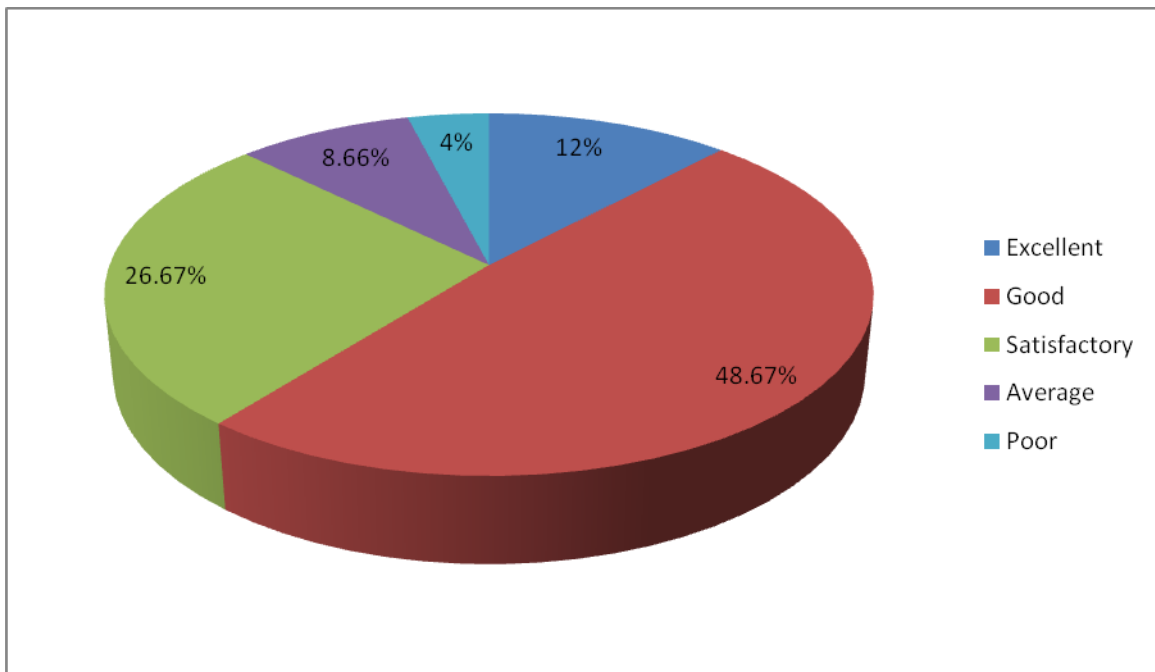
# **FEEDBACK ANALYSIS REPORT**

## ALUMNI FEEDBACK ANALYSIS REPORT

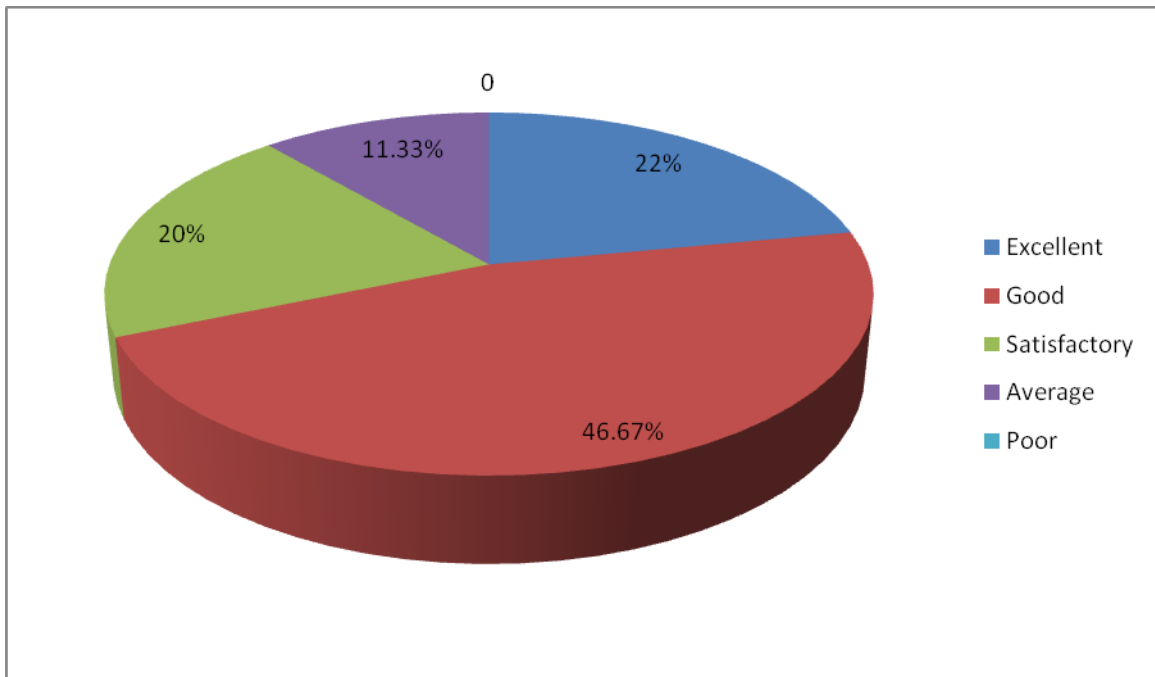
### Q1 Your grievances properly handled at the college



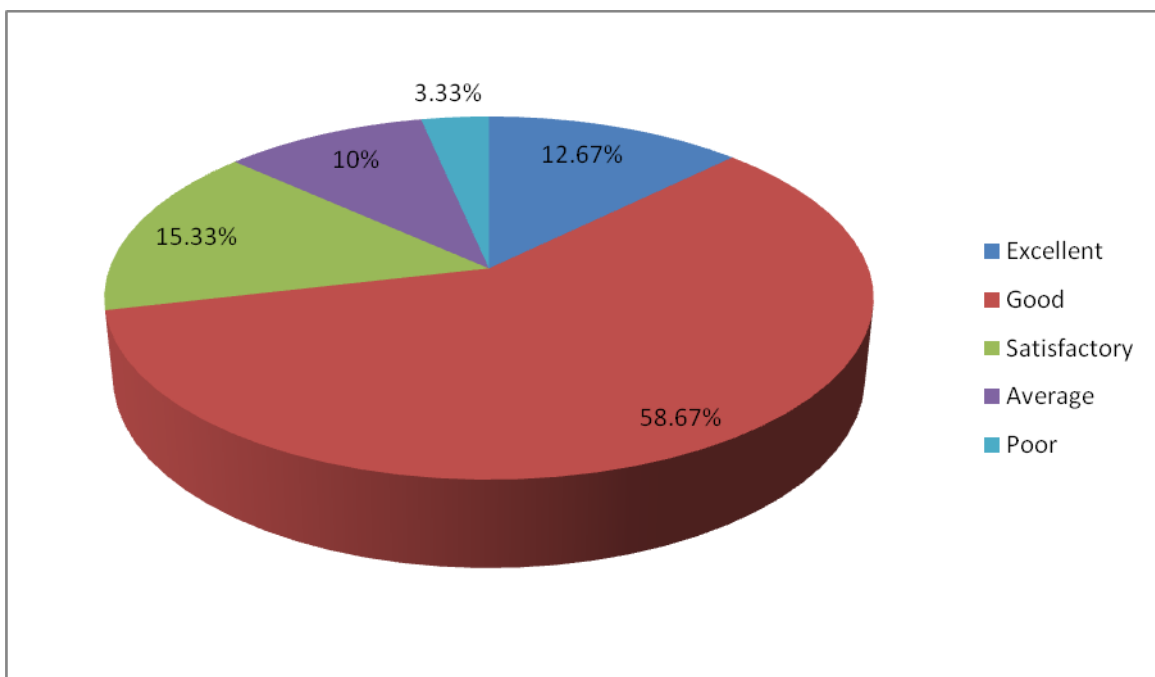
### Q2 Laboratories & Equipments facility in the college



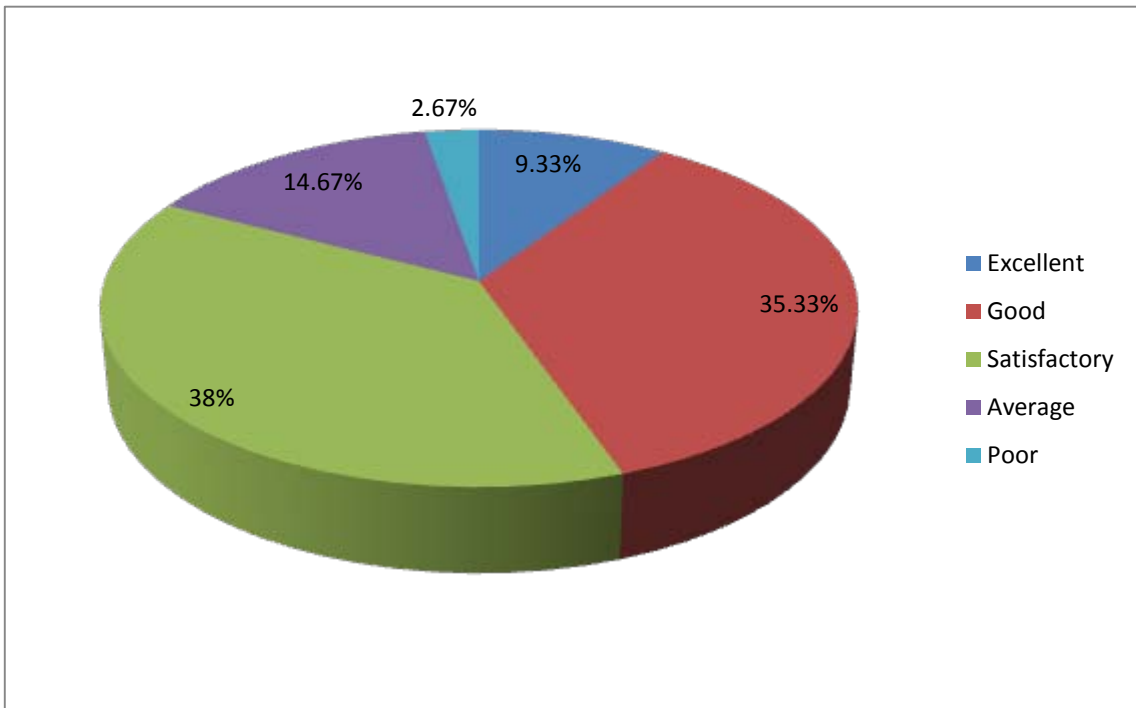
**Q3 Have you obtained sufficient technical know-how (both in theory and practice) at DSEC?**



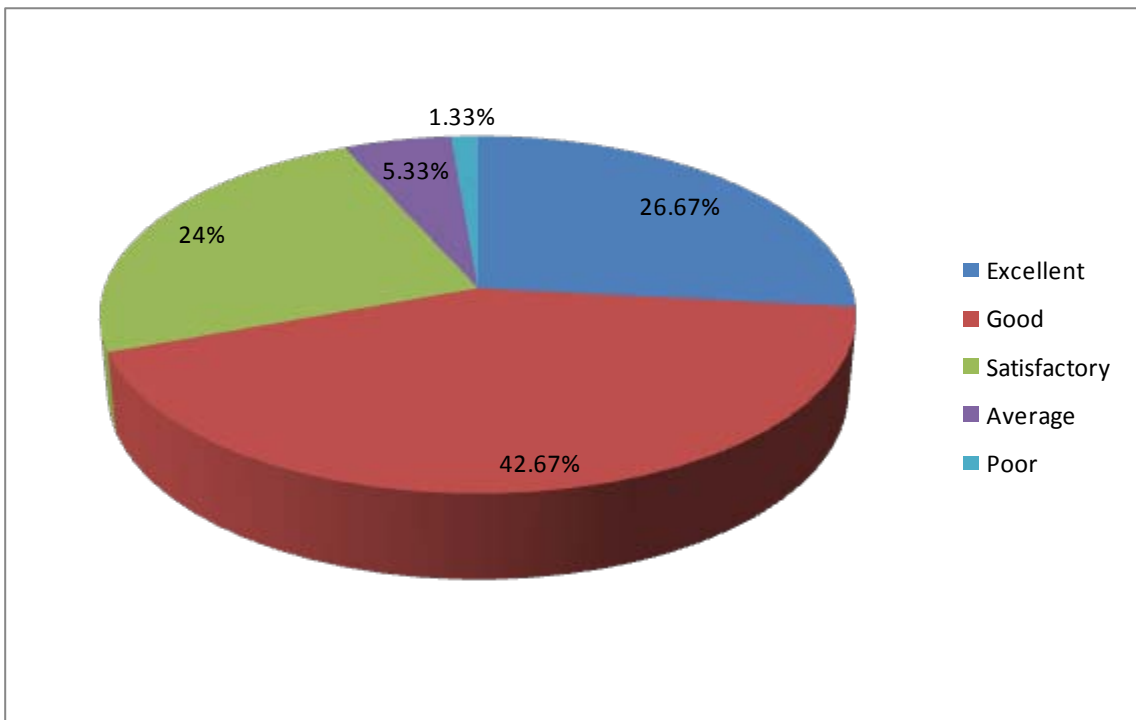
**Q4 Is the education imparted at college useful and relevant in your present job?**



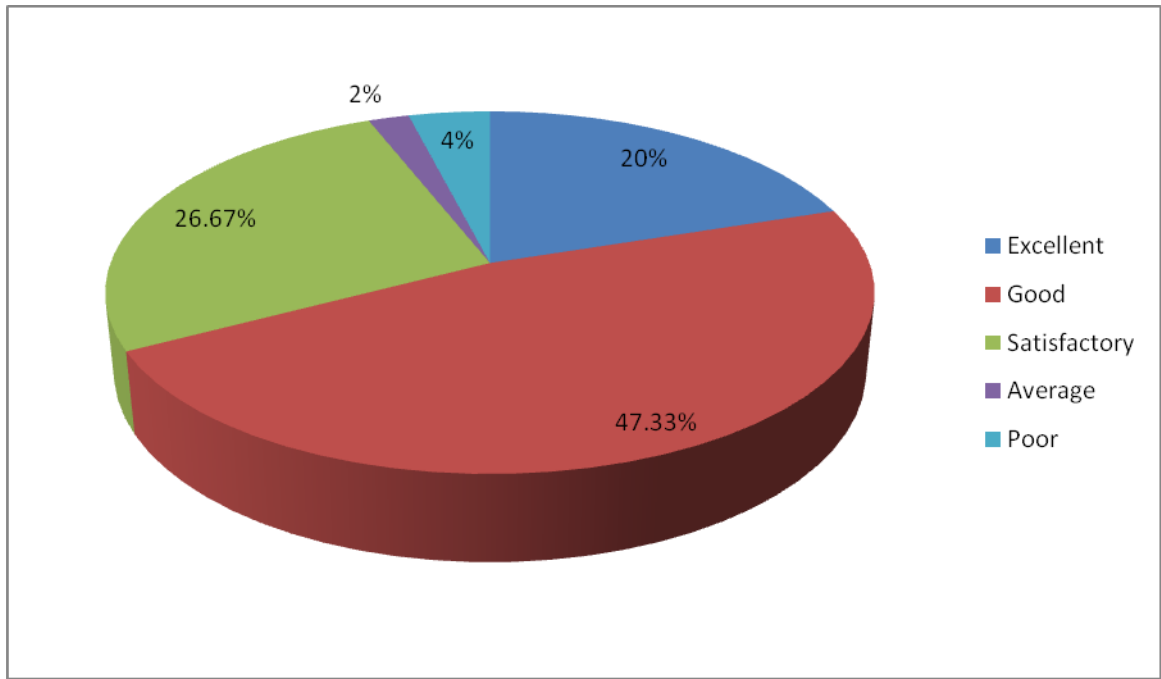
**Q5 Rate the Research culture provided in the college**



**Q6 Training and placement opportunities provided**

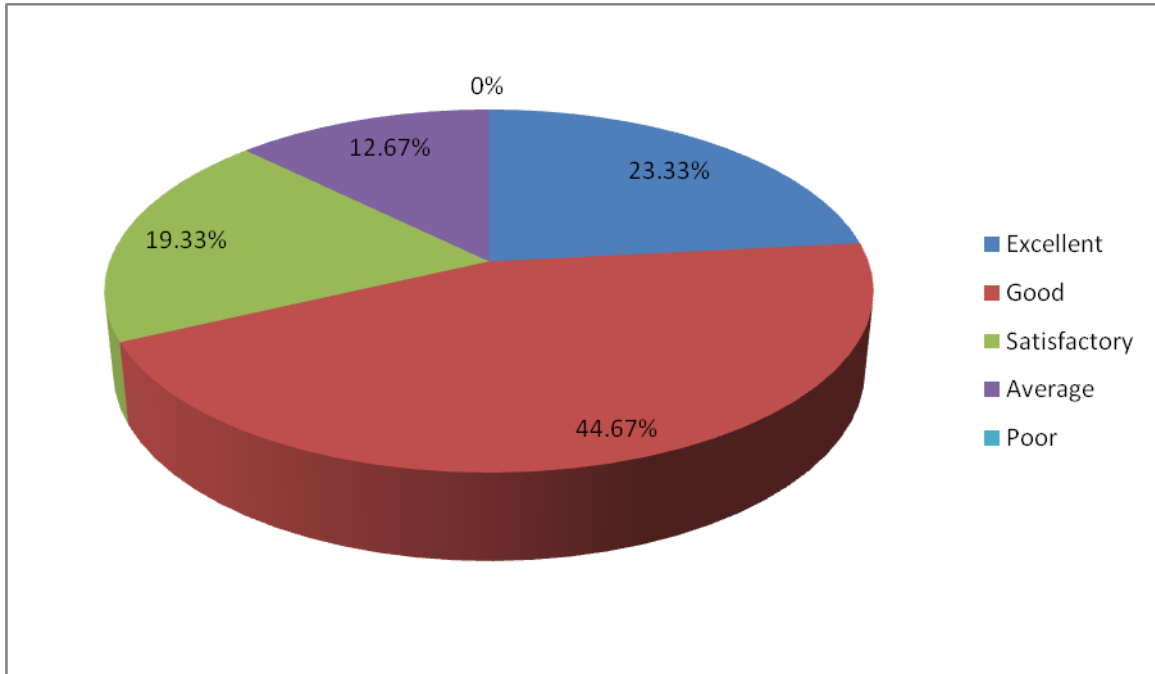


### Q7 Infrastructure facility at the campus

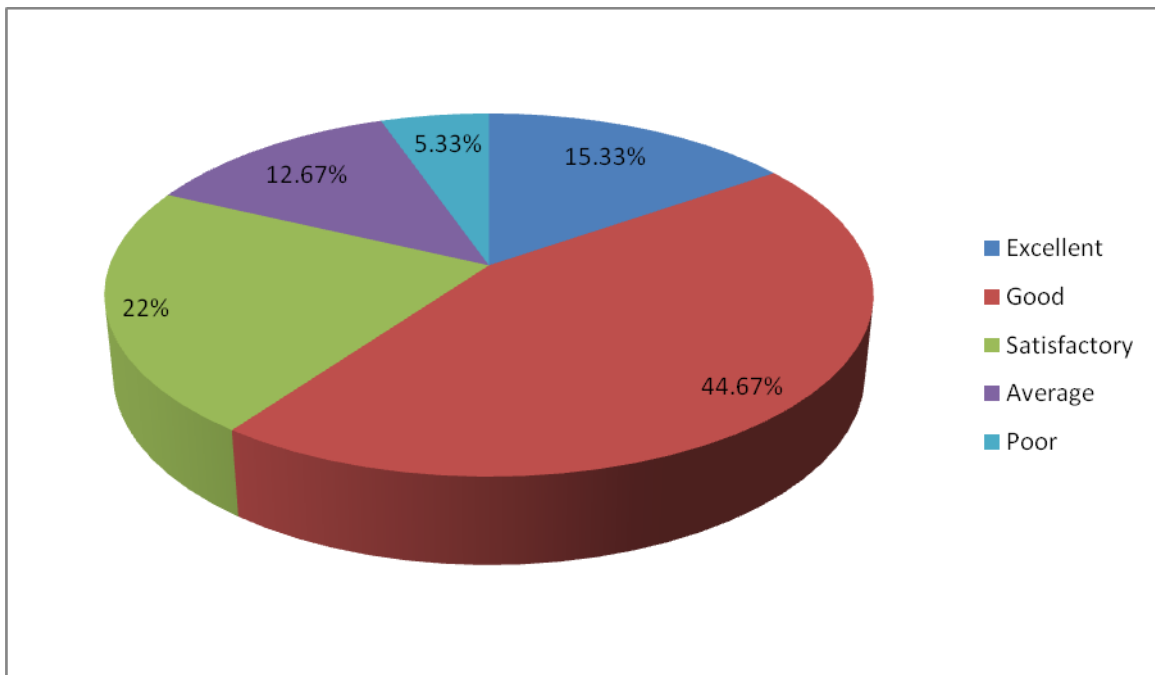


## EXIT LEVEL FEEDBACK ANALYSIS REPORT

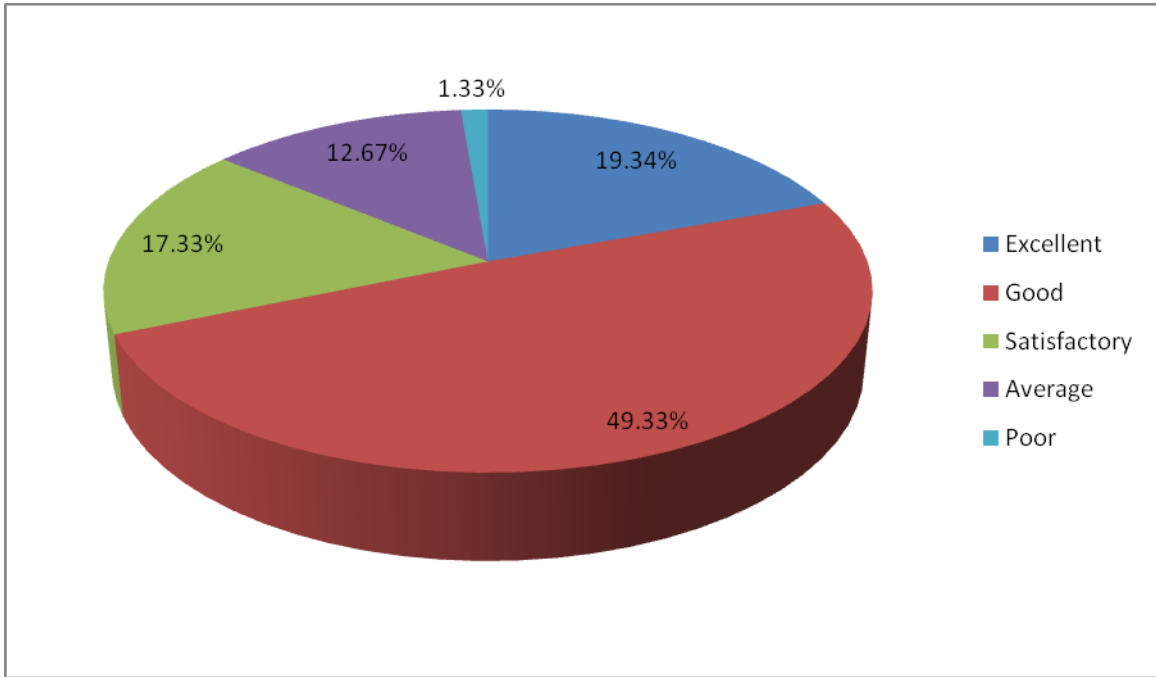
### Q1 Your grievances properly handled at the college



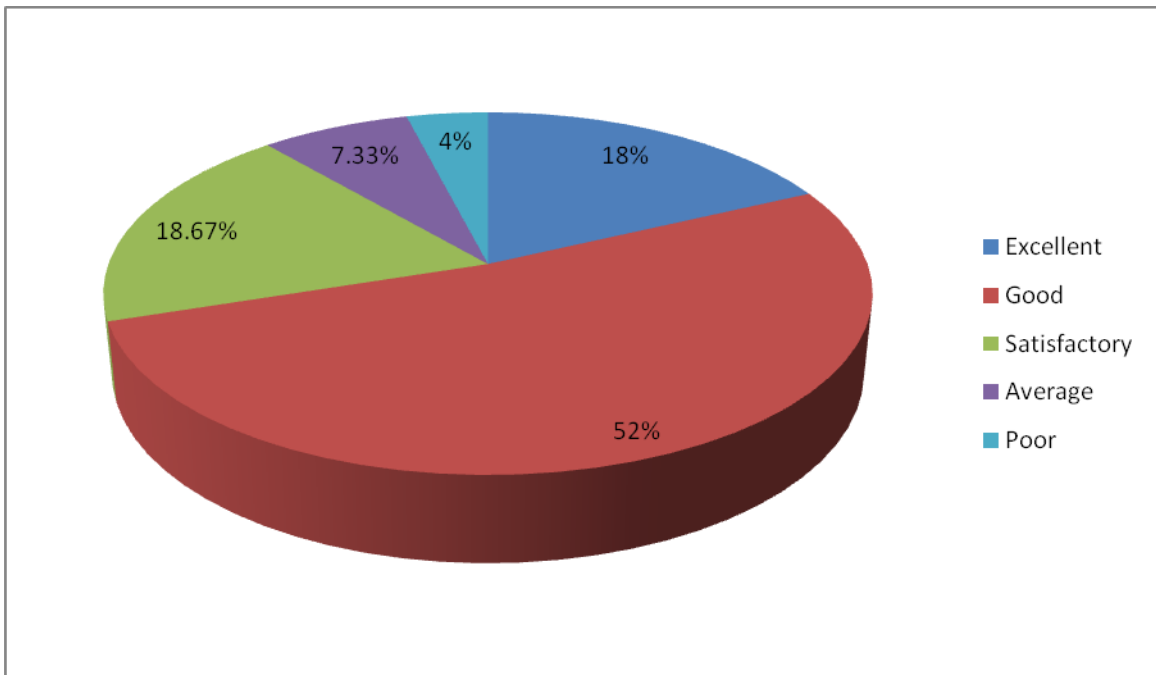
### Q2 Laboratories & Equipments facility in the college



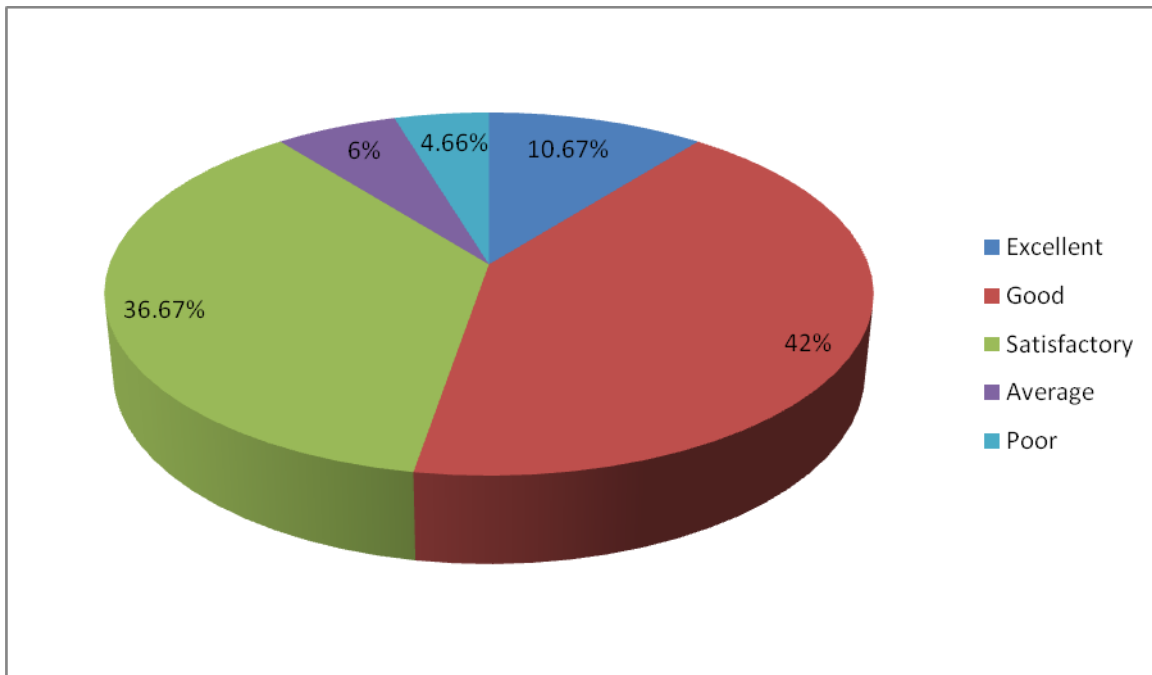
### Q3 Obtained sufficient technical know-how (both in theory and practice) at DSEC



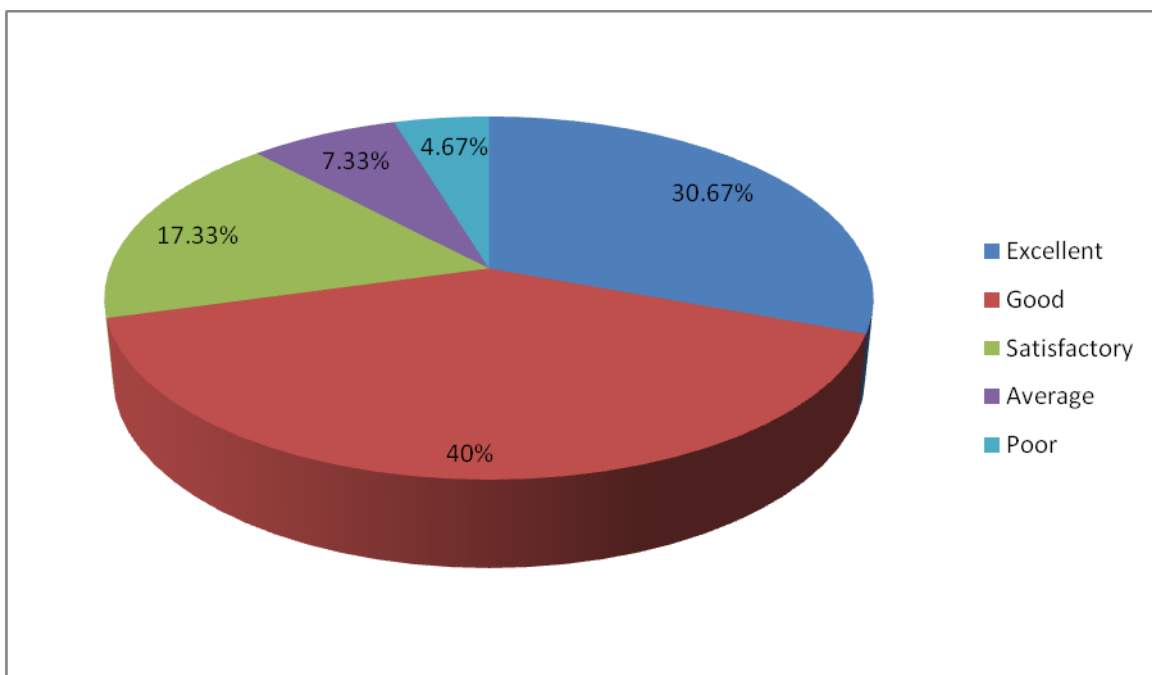
**Q4 Education imparted at college useful and relevant in your job**



**Q5 Rate the Research culture provided in the college**

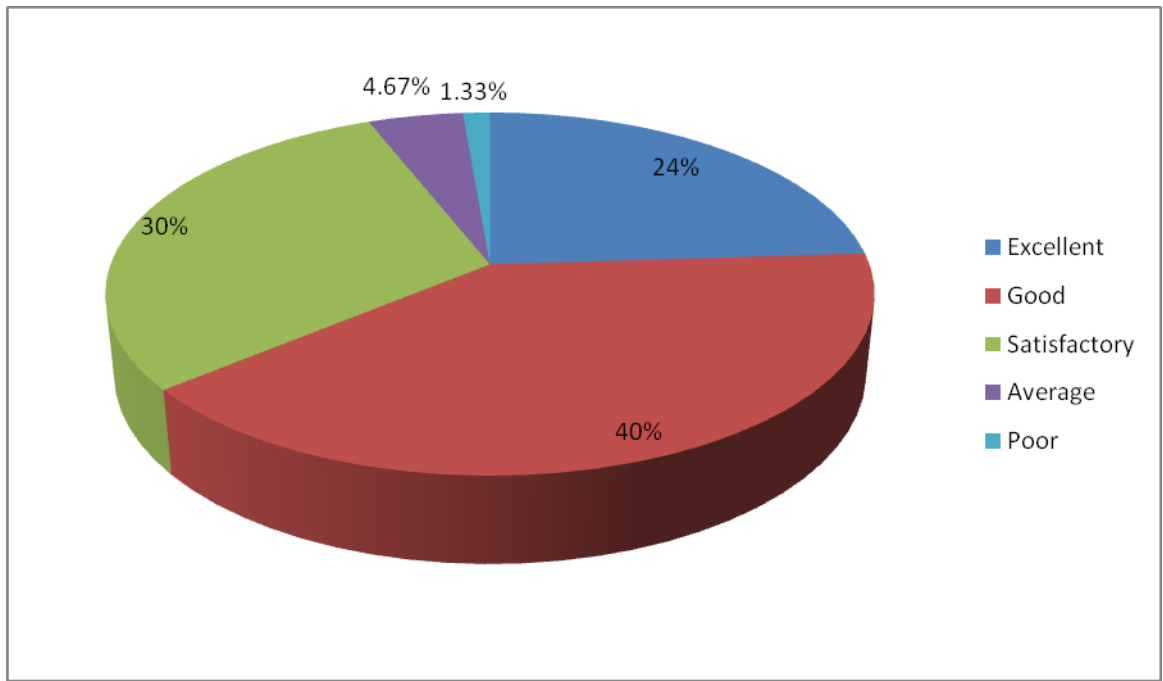


**Q6 Training and placement opportunities**



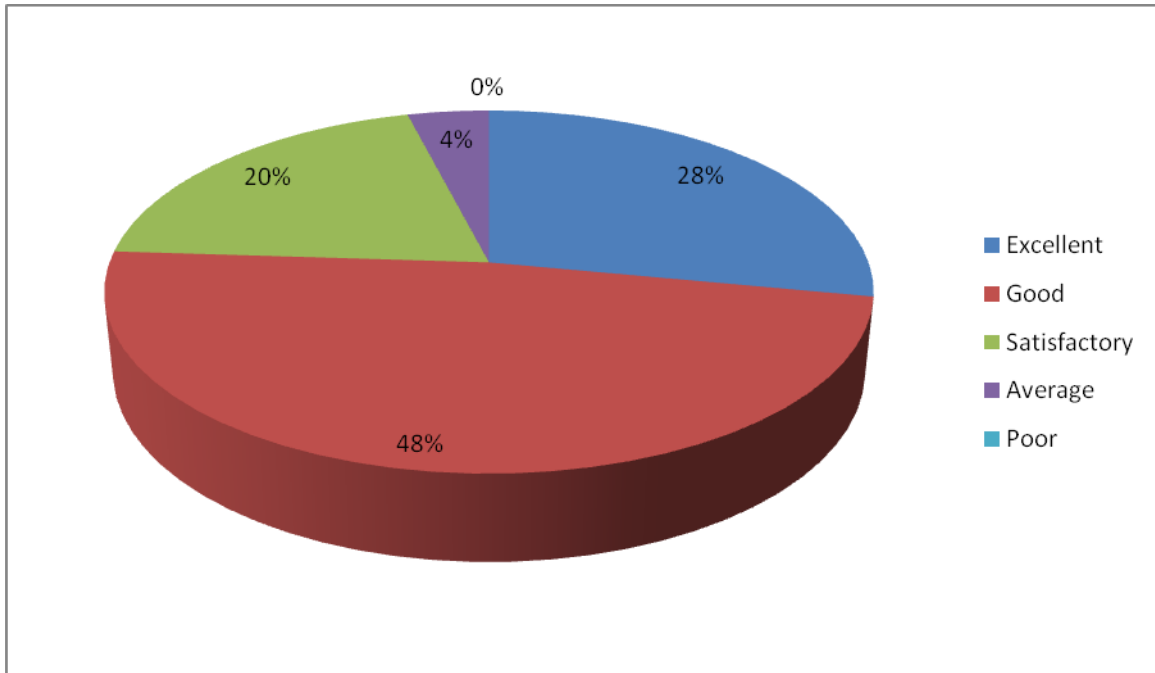


**Q7 Infrastructure facility at the campus**

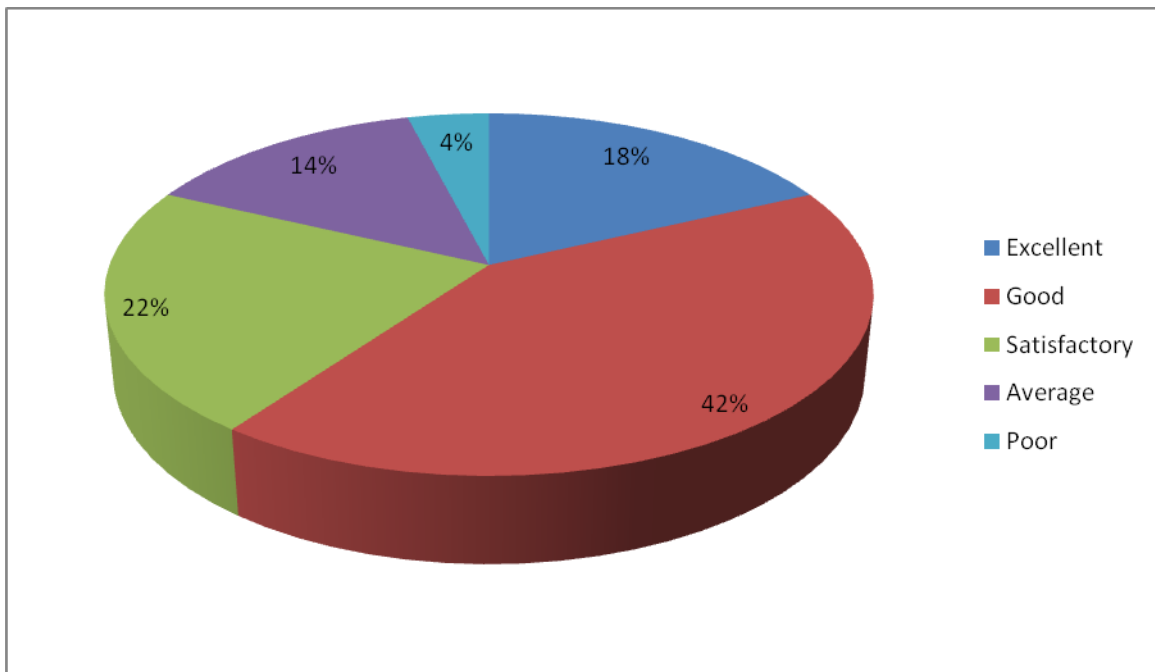


## PARENTS FEEDBACK ANALYSIS REPORT

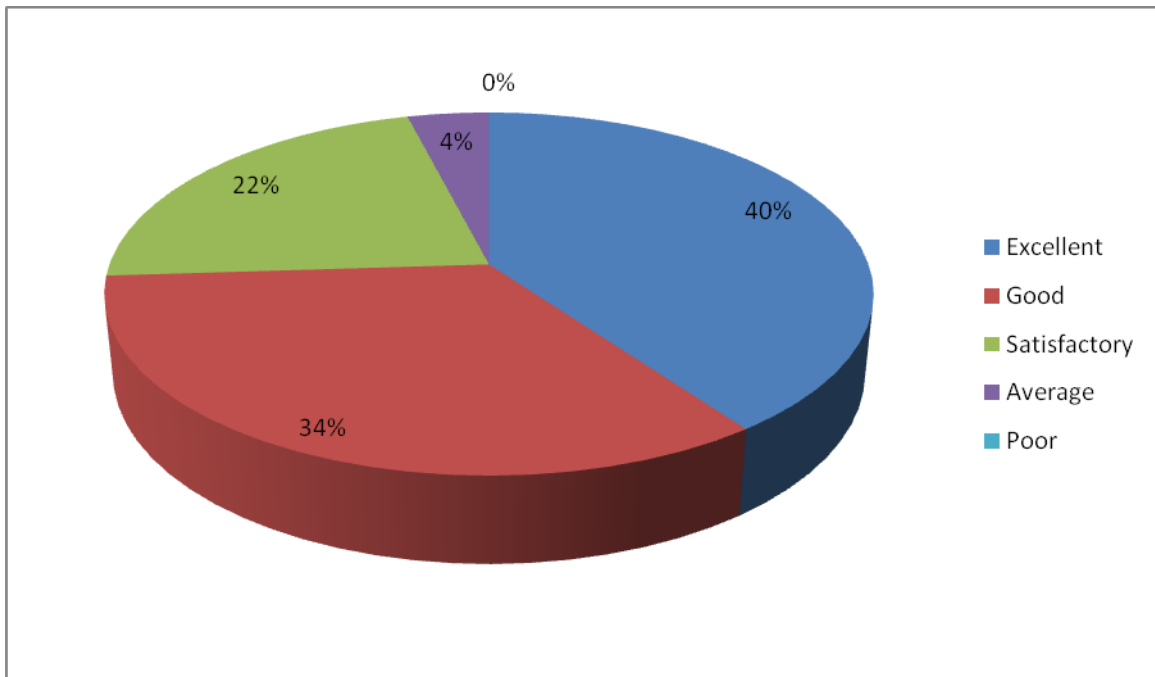
### Q1 Atmosphere and environment for learning



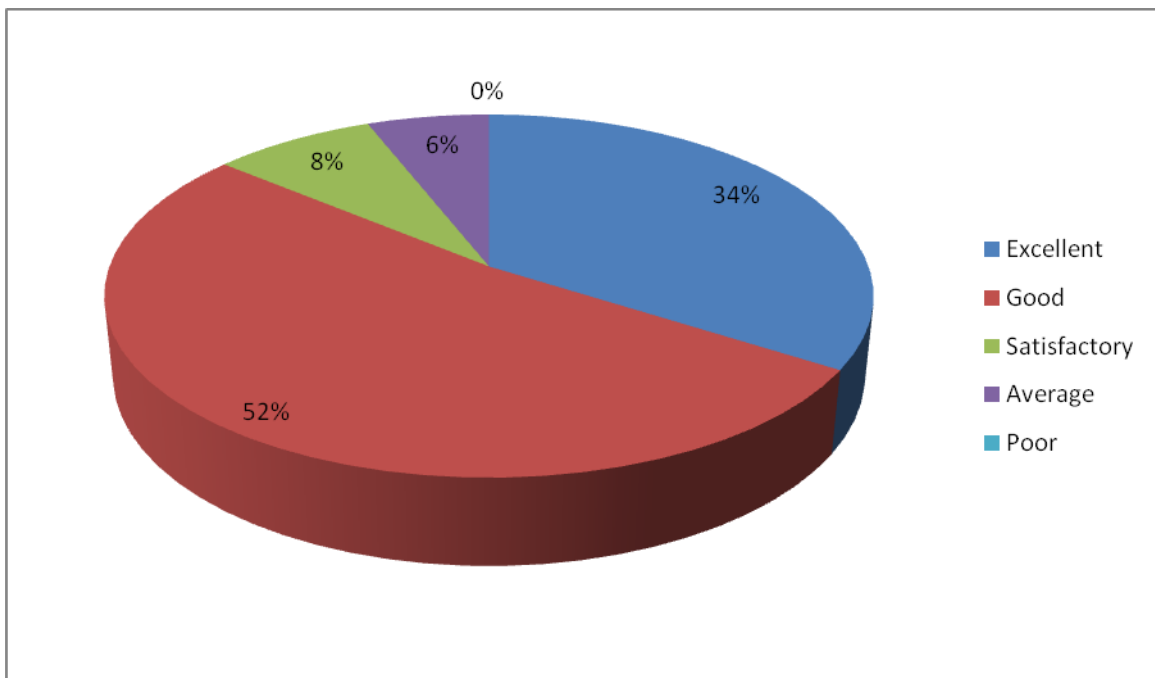
### Q2 Change in the behavior/attitude of my ward after joining the college



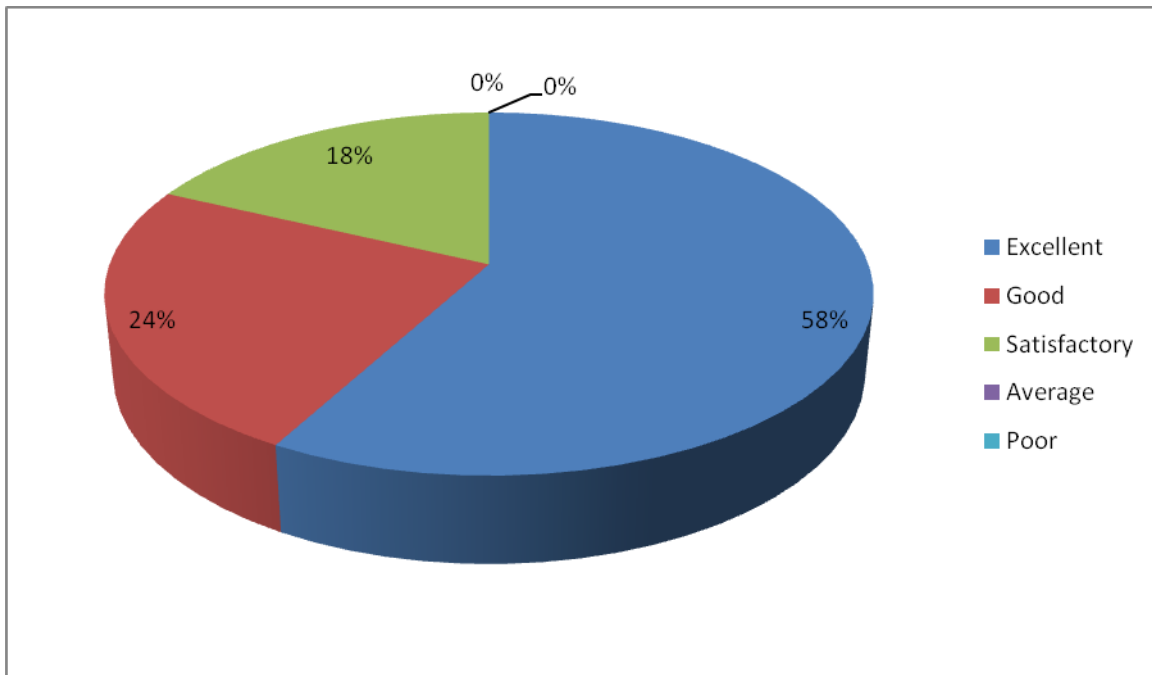
**Q3 Attendance and exam results are informed**



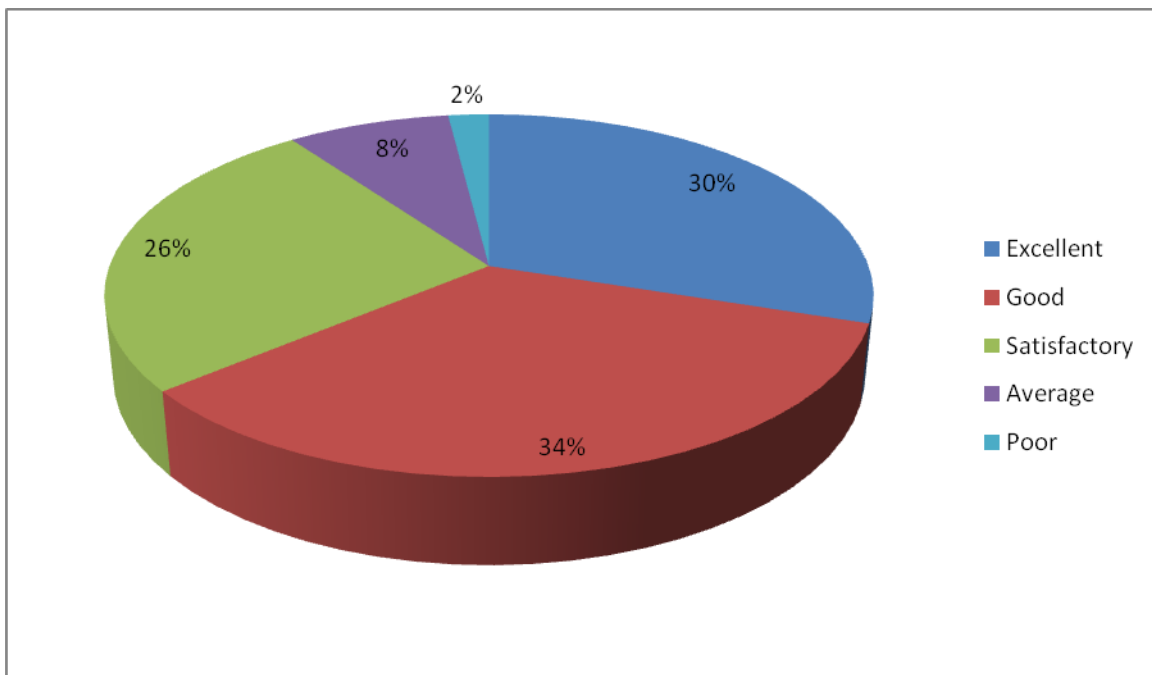
**Q4 Scope for Employment/ Placement activities**



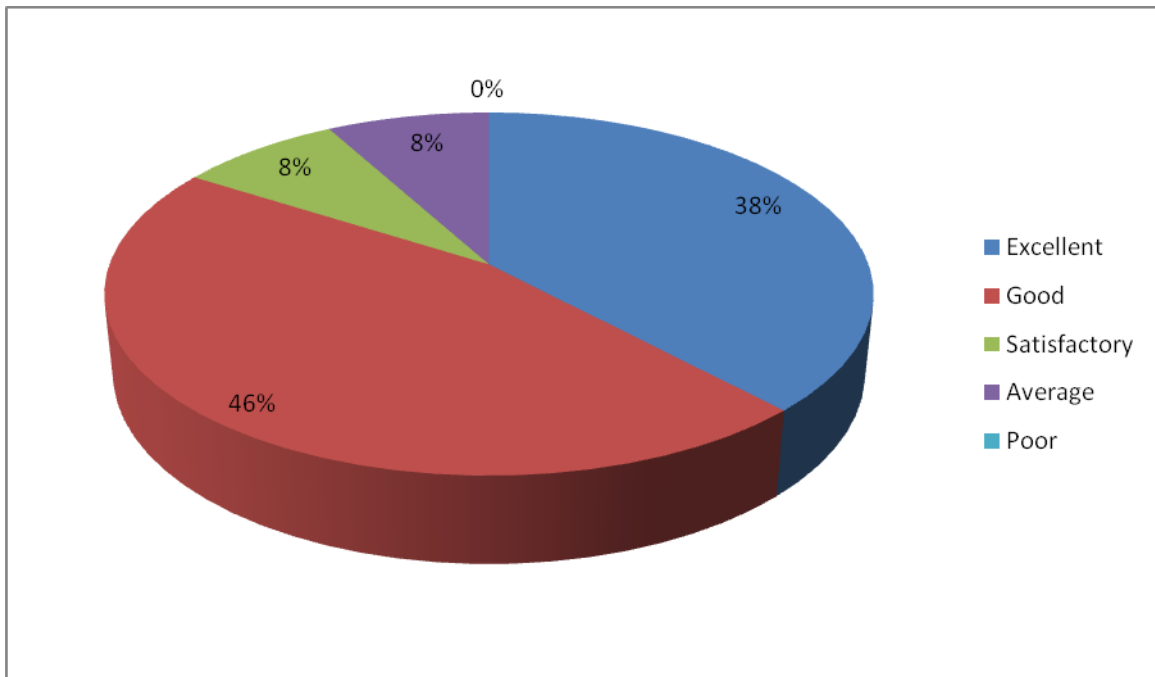
**Q5 Discipline in the college**



**Q6 Hostel/College bus facility**

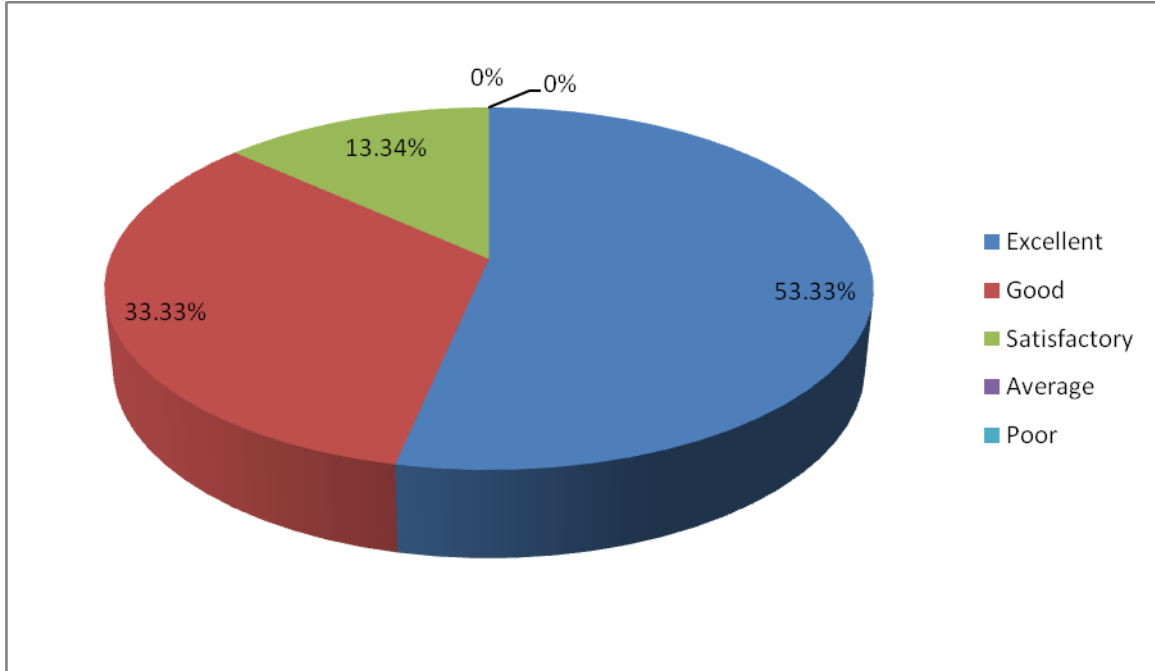


**Q7 Medical facility provided by the college**

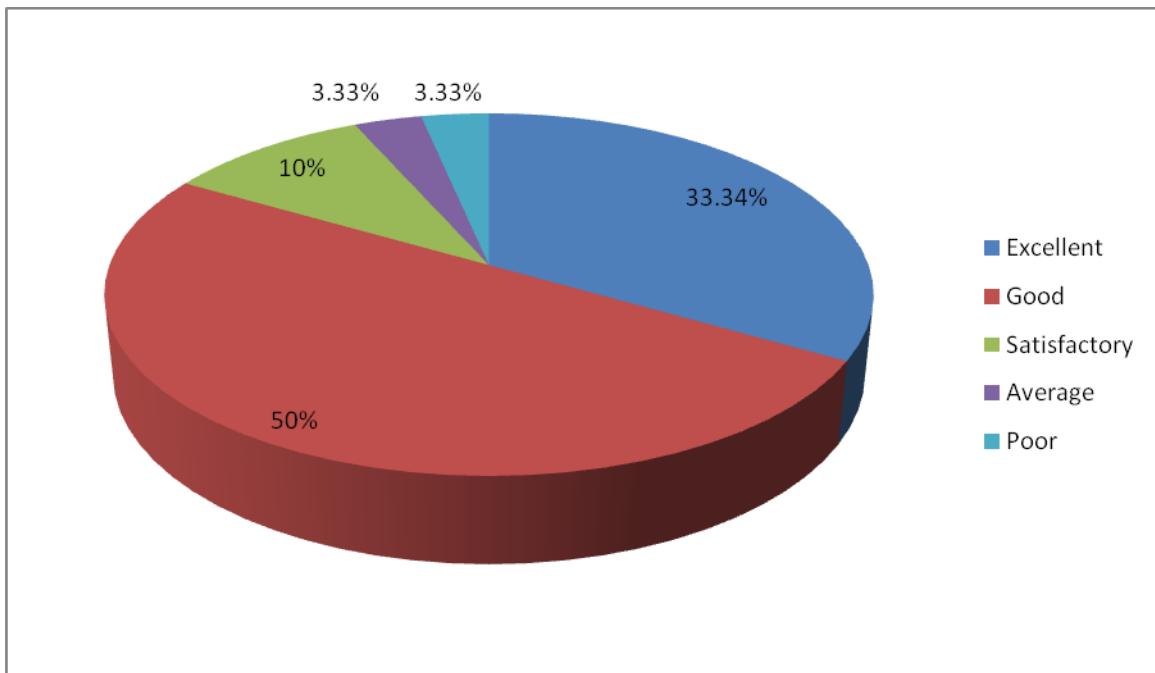


## EMPLOYERS FEEDBACK ANALYSIS REPORT

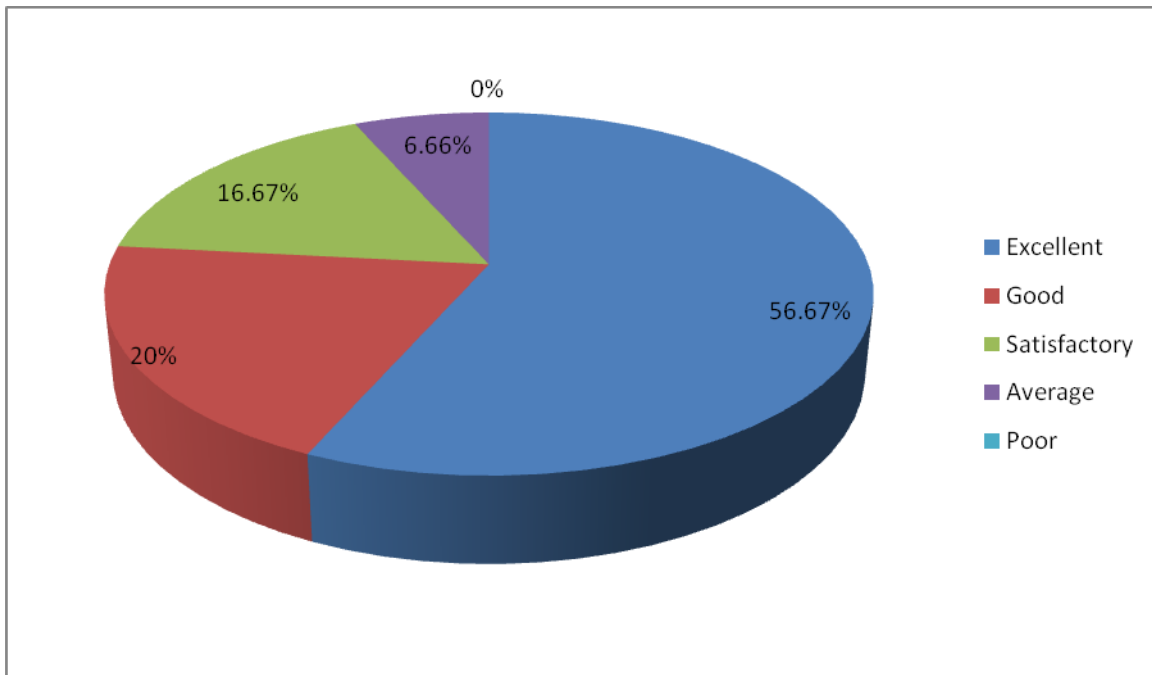
**Q1 The Programme offered in the college has employment potential**



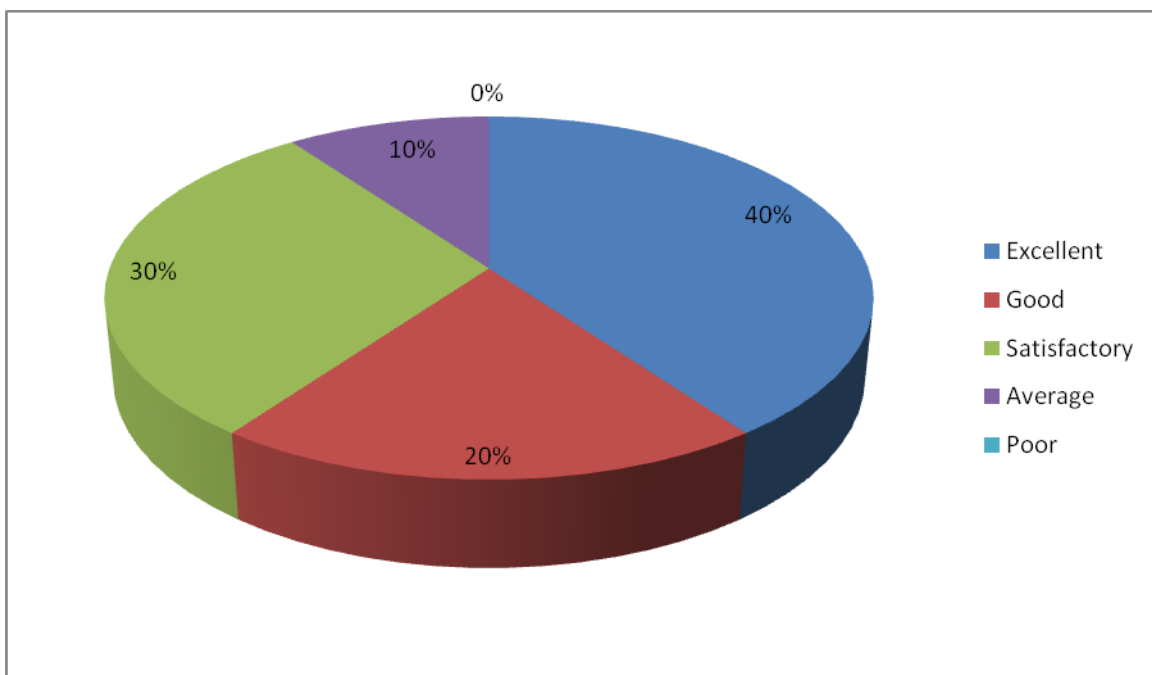
**Q2 The curriculum induce the students to do research**



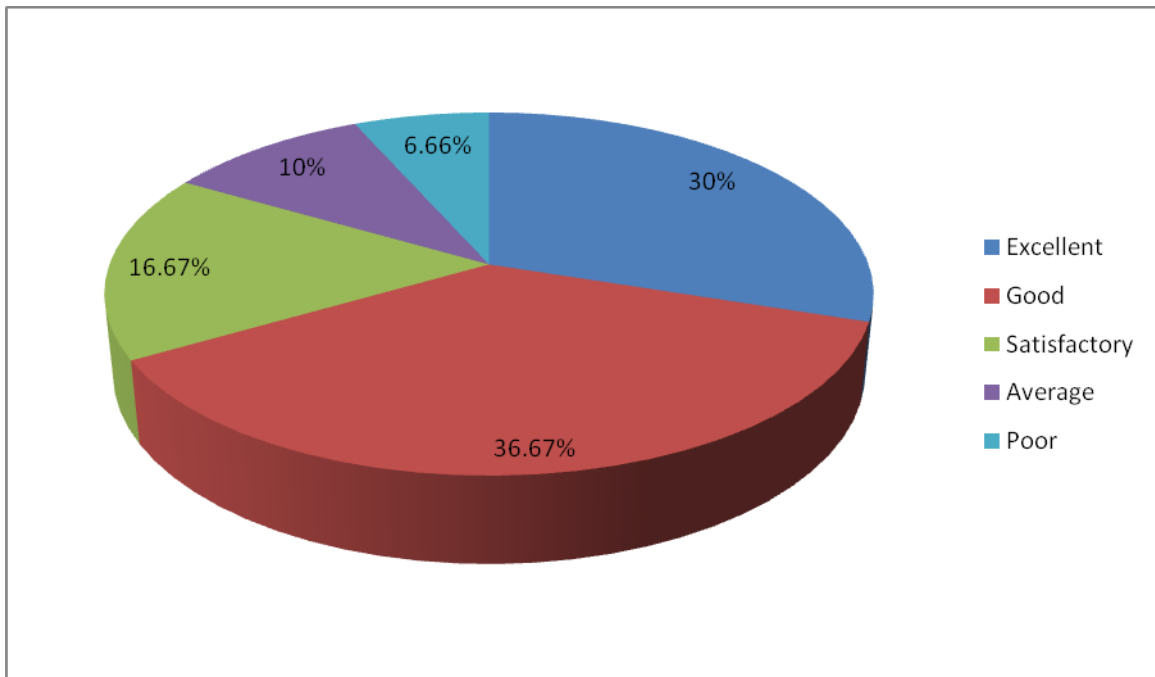
**Q3 The curriculum equip the students to meet the industrial needs and Employability**



**Q4 The curriculum is well designed and promotes learning experience of the students**



**Q5 The curriculum incorporates recent changes in the area**





**ACADEMIC CALENDAR**  
**2016-17**

**DHANALAKSHMI SRIWANGAN ENGINEERING COLLEGE PERAMBALUR - 631313**  
**ACADEMIC SCHEDULE FOR 2019-20 (EVEN SEM)**

DEC		JAN		FEB	
Date	Description	Date	Description	Date	Description
1	Thursday	1	Sunday	1	Wednesday
2	Friday	2	Monday	2	Thursday
3	Saturday	3	Tuesday	3	Friday
4	Sunday	4	Wednesday	4	Saturday
5	Monday	5	Thursday	5	Sunday
6	Tuesday	6	Friday	6	Monday
7	Wednesday	7	Saturday	7	Tuesday
8	Thursday	8	Sunday	8	Wednesday
9	Friday	9	Monday	9	Thursday
10	Saturday	10	Tuesday	10	Friday
11	Sunday	11	Wednesday	11	Saturday
12	Monday	12	Thursday	12	Sunday
13	Tuesday	13	Friday	13	Monday
14	Wednesday	14	Saturday	14	Tuesday
15	Thursday	15	Sunday	15	Wednesday
16	Friday	16	Monday	16	Thursday
17	Saturday	17	Tuesday	17	Friday
18	Sunday	18	Wednesday	18	Saturday
19	Monday	19	Thursday	19	Sunday
20	Tuesday	20	Friday	20	Monday
21	Wednesday	21	Saturday	21	Tuesday
22	Thursday	22	Sunday	22	Wednesday
23	Friday	23	Monday	23	Thursday
24	Saturday	24	Tuesday	24	Friday
25	Sunday	25	Wednesday	25	Saturday
26	Monday	26	Thursday	26	Sunday
27	Tuesday	27	Friday	27	Monday
28	Wednesday	28	Saturday	28	Tuesday
29	Thursday	29	Sunday		
30	Friday	30	Monday		
31	Saturday	31	Tuesday		
TOTAL WORKING DAYS 66		TOTAL WORKING DAYS 17		TOTAL WORKING DAYS 20	

**DR. ANALAKSHMI SRINIVASAN ENGINEERING COLLEGE PERAMBALUR - 621213**  
**ACADEMIC SCHEDULE FOR 2016-2017 (EVEN SEM)**

MARCH			APRIL			MAY			JUNE		
Date	Day	Description	Date	Day	Description	Date	Day	Description	Date	Day	Description
1	Wednesday		1	Monday	May Day-Holiday	1	Thursday		1	Thursday	
2	Thursday	Unit IV Completion-(UG-II/IV SEM)	2	Tuesday	Holiday	2	Friday	PG-UNIVERSITY PRACTICAL (SLOT 1)	2	Friday	
3	Friday	IA TEST 2 (UG-II/IV SEM)	3	Wednesday	Holiday	3	Saturday	PG-UNIVERSITY PRACTICAL (SLOT 1)	3	Saturday	Holiday
4	Saturday	Holiday	4	Thursday		4	Sunday		4	Sunday	Holiday
5	Sunday	PROJECT WORK END (UG-III SEM)-Holiday	5	Friday	LAST WORKING DAY (PG - M.E., M.B.A. & M.C.A)	5	Monday		5	Monday	
6	Monday	IA TEST 2 (UG-II/IV SEM)	6	Saturday	UNIVERSITY PRACTICAL (SLOT 1) (UG-III SEM)	6	Tuesday	Holiday	6	Tuesday	
7	Tuesday	IA TEST 2 (UG-II/IV SEM)	7	Wednesday	UNIVERSITY PRACTICAL (SLOT 1) (UG-III SEM)	7	Wednesday	Holiday	7	Wednesday	
8	Wednesday	IA TEST 2 (UG-II/IV SEM)	8	Monday	UNIVERSITY PRACTICAL (SLOT 1) (UG-III SEM)	8	Thursday		8	Thursday	
9	Thursday	IA TEST 2 (UG-II/IV SEM) & Sign. L. Certificate (UG-III SEM)	9	Tuesday	MAHARAJA SRI RAJESWARAN HOLIDAY	9	Friday		9	Friday	
10	Friday	IA TEST 2 (UG-II/IV SEM)	10	Wednesday	UNIVERSITY PRACTICAL (SLOT 1) (UG-III SEM)	10	Saturday	Shree Ramesh PG - M.E., M.B.A. & M.C.A	10	Saturday	Holiday
11	Saturday	COLLEGE DAY	11	Thursday	UNIVERSITY PRACTICAL (SLOT 1) (UG-III SEM)	11	Sunday		11	Sunday	Holiday
12	Sunday	Holiday	12	Friday	UNIVERSITY PRACTICAL (SLOT 1) (UG-III SEM)	12	Monday		12	Monday	
13	Monday	PROJECT REPORT SUBMISSION (UG-III SEM)	13	Saturday	UNIVERSITY PRACTICAL (SLOT 1) (UG-III SEM)	13	Tuesday	Holiday	13	Tuesday	
14	Tuesday	MODEL PROJECT VIVA (UG-III SEM)	14	Friday	Good Friday & Tamil New Year	14	Wednesday	Holiday	14	Wednesday	
15	Wednesday	MODEL PROJECT VIVA (UG-III SEM)	15	Saturday	UNIVERSITY PRACTICAL (SLOT 1) (UG-III SEM)	15	Monday		15	Monday	
16	Thursday	MODEL PROJECT VIVA (UG-III SEM)	16	Sunday	Fasters- Holiday	16	Tuesday		16	Friday	
17	Friday	MODEL PROJECT VIVA (UG-III SEM)	17	Monday	Theory Exam (UG-III SEM) UNIVERSITY PRACTICAL (SLOT 1) (UG-II/IV SEM)	17	Wednesday		17	Saturday	Holiday
18	Saturday	SHREES DAY	18	Tuesday	Model Exam 1 (PG - M.E., M.B.A. & M.C.A)	18	Thursday		18	Sunday	Holiday
19	Sunday	Holiday	19	Wednesday	Model Exam 1 (PG - M.E., M.B.A. & M.C.A)	19	Friday		19	Monday	
20	Monday	Unit V Completion-(UG-II/IV SEM)	20	Thursday	Model Exam 1 (PG - M.E., M.B.A. & M.C.A)	20	Saturday	Holiday	20	Tuesday	
21	Tuesday	Lab Record Submission & Model Practical (UG-II/IV SEM)	21	Friday	Model Exam 1 (PG - M.E., M.B.A. & M.C.A)	21	Sunday	Holiday	21	Wednesday	
22	Wednesday	Lab Record Submission & Model Practical (UG-II/IV SEM)	22	Saturday	UNIVERSITY PRACTICAL (SLOT 1) (UG-III SEM)-Holiday	22	Monday		22	Thursday	
23	Thursday	Lab Record Submission & Model Practical (UG-II/IV SEM)	23	Monday	Holiday	23	Tuesday		23	Friday	PG-UNIVERSITY PRACTICAL VIVA (SLOT 1)
24	Friday	Model Exam 1 (UG-II/IV SEM) & IA TEST 2 (PG - M.E., M.B.A. & M.C.A)	24	Monday	LAST WORKING DAY (UG-II/IV SEM) & Model Exam 1 (PG - M.E., M.B.A. & M.C.A)	24	Wednesday		24	Saturday	PG-UNIVERSITY PRACTICAL VIVA (SLOT 1)
25	Saturday	Holiday	25	Tuesday	Model Exam 1 (PG - M.E., M.B.A. & M.C.A)	25	Thursday		25	Sunday	Holiday
26	Sunday	Holiday	26	Wednesday	LAB SLOT START (PG - M.E., M.B.A. & M.C.A)	26	Friday		26	Monday	PG-UNIVERSITY PRACTICAL VIVA (SLOT 1)
27	Monday	Model Exam 1 (UG-II/IV SEM) & IA TEST 2 (PG - M.E., M.B.A. & M.C.A)	27	Thursday	PG-UNIVERSITY PRACTICAL VIVA (SLOT 1)	27	Saturday	Holiday	27	Tuesday	PG-UNIVERSITY PRACTICAL VIVA (SLOT 1)
28	Tuesday	Model Exam 1 (UG-II/IV SEM) & IA TEST 2 (PG - M.E., M.B.A. & M.C.A)	28	Friday	PG-UNIVERSITY PRACTICAL (SLOT 1)	28	Sunday	Holiday	28	Wednesday	PG-UNIVERSITY PRACTICAL VIVA (SLOT 1)
29	Wednesday	Model Exam 1 (UG-II/IV SEM) & IA TEST 2 (PG - M.E., M.B.A. & M.C.A)	29	Saturday	PG-UNIVERSITY PRACTICAL (SLOT 1) Holiday	29	Monday		29	Thursday	PG-UNIVERSITY PRACTICAL VIVA (SLOT 1)
30	Thursday	Model Exam 1 (UG-II/IV SEM) & IA TEST 2 (PG - M.E., M.B.A. & M.C.A)	30	Sunday	Holiday	30	Tuesday		30	Friday	PG-UNIVERSITY PRACTICAL VIVA (SLOT 1)
31	Friday	Model Exam 1 (UG-II/IV SEM) & IA TEST 2 (PG - M.E., M.B.A. & M.C.A)	31	Wednesday		31	Wednesday		31	Saturday	
TOTAL WORKING DAYS 21			TOTAL WORKING DAYS 18			TOTAL WORKING DAYS 22			TOTAL WORKING DAYS 22		



**BHANU KISHORE SURIYAVAN ENGINEERING COLLEGE PERAMBALUR - 61212**  
**ACADEMIC SCHEDULE FOR 2016-2017 (0RD SEM)**

OCTOBER				NOVEMBER				DECEMBER			
Date	Day	Description	Working Day	Date	Day	Description	Working Day	Date	Day	Description	Working Day
1	Saturday	Holiday		1	Tuesday	UG-III,V,VI SEM - THEORY EXAM		1	Thursday	PG-1ST YAEER UNIVERSITY PRACTICAL (SLOT 1)	
2	Sunday	Gandhi Jayanthi		2	Wednesday	Model Exam 1 (UG-I SEM)		2	Friday	PG-1ST YAEER UNIVERSITY PRACTICAL (SLOT 1)	
3	Monday	UNIVERSITY PRACTICAL (SLOT 1)		3	Thursday	Model Exam 1 (UG-I SEM)		3	Saturday	Holiday	
4	Tuesday	UNIVERSITY PRACTICAL (SLOT 1)		4	Friday	Model Exam 1 (UG-I SEM)		4	Sunday	Holiday	
5	Wednesday	UNIVERSITY PRACTICAL (SLOT 1)		5	Saturday	Model Exam 1 (UG-I SEM)		5	Monday	PG-1ST YAEER UNIVERSITY PRACTICAL (SLOT 2)	
6	Thursday	UNIVERSITY PRACTICAL (SLOT 1)		6	Sunday	Holiday		6	Tuesday	PG-1ST YAEER UNIVERSITY PRACTICAL (SLOT 2)	
7	Friday	UNIVERSITY PRACTICAL (SLOT 1)		7	Monday	Model Exam 1 (UG-I SEM)		7	Wednesday	PG-1ST YAEER UNIVERSITY PRACTICAL (SLOT 2)	
8	Saturday	UNIVERSITY PRACTICAL (SLOT 1)		8	Tuesday	Model Exam 1 (UG-I SEM)		8	Thursday	PG-1ST YAEER UNIVERSITY PRACTICAL (SLOT 2)	
9	Sunday	Holiday		9	Wednesday	Model Exam 1 (UG-I SEM)		9	Friday	PG-1ST YAEER UNIVERSITY PRACTICAL (SLOT 2)	
10	Monday	Ayudha Pooja		10	Thursday	UG-1ST YAEER UNIVERSITY PRACTICAL (SLOT 1)		10	Saturday	Holiday	
11	Tuesday	Vijaya Thasami		11	Friday	UG-1ST YAEER UNIVERSITY PRACTICAL (SLOT 1)		11	Sunday	Holiday	
12	Wednesday	Mahararam		12	Saturday	Holiday		12	Monday	Milad-un-Nabi	
13	Thursday	Model Exam 1 (UG-III,V,VI & PG-III SEM)		13	Sunday	Holiday		13	Tuesday	Last Working Day (4th YEAR PG) PG-2nd YAEER PROJECT PHASE I	
14	Friday	Model Exam 1 (UG-III,V,VI & PG-III SEM)		14	Monday	UG-1ST YAEER UNIVERSITY PRACTICAL (SLOT 2)		14	Wednesday	PG-2nd YAEER PROJECT PHASE I	
15	Saturday	Model Exam 1 (UG-III,V,VI & PG-III SEM)		15	Tuesday	UG-1ST YAEER UNIVERSITY PRACTICAL (SLOT 2)		15	Thursday	PG-2nd YAEER PROJECT PHASE I	
16	Sunday	Model Exam 1 (UG-III,V,VI & PG-III SEM)		16	Wednesday	UG-1ST YAEER UNIVERSITY PRACTICAL (SLOT 2)		16	Friday	PG-2nd YAEER PROJECT PHASE I	
17	Monday	UNIVERSITY PRACTICAL (SLOT 2)		17	Thursday	UG-1ST YAEER UNIVERSITY PRACTICAL (SLOT 2)		17	Saturday	PG-2nd YAEER PROJECT PHASE I & Holiday	
18	Tuesday	Model Exam 1 (UG-III,V,VI & PG-III SEM)		18	Friday	UG-1ST YAEER UNIVERSITY PRACTICAL (SLOT 2)		18	Sunday	Holiday	
19	Wednesday	Model Exam 1 (UG-III,V,VI & PG-III SEM)		19	Saturday	Holiday		19	Monday	PG-1ST YAEER THEORY EXAM	
20	Thursday	Model Exam 1 (UG-III,V,VI & PG-III SEM)		20	Sunday	Holiday		20	Tuesday		
21	Friday			21	Monday	PG-2nd YAEER THEORY EXAM		21	Wednesday		
22	Saturday			22	Tuesday	Last Working Day (4th YEAR UG)		22	Thursday		
23	Sunday			23	Wednesday			23	Friday		
24	Monday			24	Thursday			24	Saturday	Holiday	
25	Tuesday			25	Friday			25	Sunday	Christmas	
26	Wednesday	Last Working Day (UG-III,V,VI SEM)		26	Saturday	Holiday		26	Monday		
27	Thursday	Last Wep portal entry (UG-III,V,VI SEM)		27	Sunday	Holiday		27	Tuesday		
28	Friday	Last Wep portal entry (UG-III,V,VI SEM)		28	Monday	UG-1ST YAEER THEORY EXAM		28	Wednesday		
29	Saturday	Divali - Holiday		29	Tuesday	PG-1ST YAEER UNIVERSITY PRACTICAL (SLOT 1)		29	Thursday		
30	Sunday			30	Wednesday	PG-1ST YAEER UNIVERSITY PRACTICAL (SLOT 1)		30	Friday		
31	Monday			31	Thursday	PG-1ST YAEER UNIVERSITY PRACTICAL (SLOT 1)		31	Saturday	Holiday	

TOTAL WORKING DAYS : \_\_\_\_\_

TOTAL WORKING DAYS : \_\_\_\_\_

TOTAL WORKING DAYS : \_\_\_\_\_

Date	Day	Description	Working Day
1	Friday		
2	Saturday	Holiday	
3	Sunday	Holiday	
4	Monday	Reopen Day-(UG-III, V, VII & PG-III SEM)	
5	Tuesday		
6	Wednesday		
7	Thursday	Ranzan-Holiday	
8	Friday		
9	Saturday	Holiday	
10	Sunday	Holiday	
11	Monday		
12	Tuesday		
13	Wednesday		
14	Thursday		
15	Friday		
16	Saturday	Holiday	
17	Sunday	Holiday	
18	Monday		
19	Tuesday		
20	Wednesday	Unit I Completion-(UG-III, V, VII & PG-III SEM)	
21	Thursday		
22	Friday		
23	Saturday	Holiday	
24	Sunday	Holiday	
25	Monday		
26	Tuesday		
27	Wednesday		
28	Thursday		
29	Friday	IA-Test I -(UG-III, V, VII & PG-III SEM)	
30	Saturday	Holiday	
31	Sunday	Holiday	
TOTAL WORKING DAYS : 20			

SEPTEMBER			
Date	Day	Description	Working Day
1	Monday	Independence Day-Holiday	
2	Tuesday		
3	Wednesday		
4	Thursday		
5	Friday		
6	Saturday	Working Day - 1 (Friday Order)	
7	Sunday	Holiday	
8	Monday		
9	Tuesday		
10	Wednesday		
11	Thursday		
12	Friday		
13	Saturday	Working Day - 1 (Friday Order)	
14	Sunday	Holiday	
15	Monday		
16	Tuesday		
17	Wednesday	Unit III Completion-(UG-III, V, VII & PG-III SEM)	
18	Thursday	Krishna Jayanthi-Holiday	
19	Friday	Holiday-1	
20	Saturday	Holiday	
21	Sunday		
22	Monday		
23	Tuesday		
24	Wednesday		
25	Thursday		
26	Friday		
27	Saturday		
28	Sunday		
29	Monday		
30	Tuesday		
31	Wednesday		
TOTAL WORKING DAYS : 21			

OCTOBER			
Date	Day	Description	Working Day
1	Monday		
2	Tuesday		
3	Wednesday		
4	Thursday		
5	Friday		
6	Saturday		
7	Sunday		
8	Monday		
9	Tuesday		
10	Wednesday		
11	Thursday		
12	Friday		
13	Saturday		
14	Sunday		
15	Monday		
16	Tuesday		
17	Wednesday		
18	Thursday		
19	Friday		
20	Saturday		
21	Sunday		
22	Monday		
23	Tuesday		
24	Wednesday		
25	Thursday		
26	Friday		
27	Saturday		
28	Sunday		
29	Monday		
30	Tuesday		
31	Wednesday		
TOTAL WORKING DAYS : 21			

NOVEMBER			
Date	Day	Description	Working Day
1	Monday		
2	Tuesday		
3	Wednesday		
4	Thursday		
5	Friday		
6	Saturday		
7	Sunday		
8	Monday		
9	Tuesday		
10	Wednesday		
11	Thursday		
12	Friday		
13	Saturday		
14	Sunday		
15	Monday		
16	Tuesday		
17	Wednesday		
18	Thursday		
19	Friday		
20	Saturday		
21	Sunday		
22	Monday		
23	Tuesday		
24	Wednesday		
25	Thursday		
26	Friday		
27	Saturday		
28	Sunday		
29	Monday		
30	Tuesday		
31	Wednesday		
TOTAL WORKING DAYS : 20			

DECEMBER			
Date	Day	Description	Working Day
1	Monday		
2	Tuesday		
3	Wednesday		
4	Thursday		
5	Friday		
6	Saturday		
7	Sunday		
8	Monday		
9	Tuesday		
10	Wednesday		
11	Thursday		
12	Friday		
13	Saturday		
14	Sunday		
15	Monday		
16	Tuesday		
17	Wednesday		
18	Thursday		
19	Friday		
20	Saturday		
21	Sunday		
22	Monday		
23	Tuesday		
24	Wednesday		
25	Thursday		
26	Friday		
27	Saturday		
28	Sunday		
29	Monday		
30	Tuesday		
31	Wednesday		
TOTAL WORKING DAYS : 20			